



Yosemite Community  
College District

## MEASURE E - CITIZENS' BOND OVERSIGHT COMMITTEE

March 7, 2018 — 2:00 p.m.

Yosemite Community College District  
Board Room  
2201 Blue Gum Avenue  
Modesto, CA

---

### MEETING AGENDA

#### 2:00 p.m. OPEN SESSION

1. Call to Order
2. Comments from the Public
3. ☆Approval of Minutes of December 14, 2017 Meeting
4. Committee Membership Update
5. ☆Bond Update
6. ☆YCCD Measure E Budgets and Schedules
7. ☆Bond Quarterly Expenditure/Revenue Report
8. Comments from Committee Members
9. Adjournment

☆ Denotes Attachment

#### ANNOUNCEMENTS

The next regular meeting of the Citizens' Bond Oversight Committee will be held on Wednesday, June 6, 2018. Open session will begin at 2:00 p.m., in the Manzanita Conference Room, Columbia College, 11600 Columbia College Drive, Sonora, California. A tour of bond projects for CBOC members may follow the general meeting.

Yosemite Community College District

**Measure E Citizens' Bond Oversight Committee UNAPPROVED Meeting Minutes**

YCCD Board Room  
December 14, 2017, 2 p.m.

---

**Members Present:** Joseph Aja, Dorothy Winke, Thomas Solomon, Sherry Fowler, Paul Neumann, Frederick Fowler

**Members Absent:** Crista Gentry

**Others Present:** Coni Chavez, Sarah Schrader, Marie Otaya, Al Alt, Judy Lanchester, Trevor Stewart, Darin Gharat, Graciela Molina (recorder)

**1. Call to Order**

Citizens' Bond Oversight Committee (CBOC) Meeting was called to order by Vice Chair Thomas Solomon at 2 p.m. in YCCD Board Room.

**2. Comments from the Public**

No comments from the public.

**3. Approval of Minutes of September 6, 2017 Meeting**

A motion to approve the meeting Minutes of September 6, 2017, was made by Paul Neumann and seconded by Joseph Aja. The motion carried with a vote 6-0, all in favor.

Ayes: 6 Joseph Aja, Dorothy Winke, Thomas Solomon, Sherry Fowler, Paul Neumann, Frederick Fowler

Nayes: 0 none

**4. Committee Membership Update**

District Director of Public Affairs Coni Chavez reported Chair Larry McElhaney completed his second term in November and is not seeking a third term. Staff expressed thanks for his service on the committee. Currently three vacancies exist in the areas of Senior Citizen Organization member, At-Large Community member, and the Student Representative – MJC. Efforts will continue to fill these vacancies; a press release is forthcoming.

**a. Introduction of New Member pending Board Approval – Frederick Fowler (At-Large)**

The newest member to the CBOC Mr. Frederick Fowler was introduced; he shared a little about himself. Having previously visited Columbia College, Mr. Fowler was impressed with the college's landscape, construction and technology.

**5. CBOC Annual Report**

District Director of Public Affairs Coni Chavez reviewed the draft annual report CBOC members received as part of their agenda packet. The document is a compilation of work from Controller Sarah Schrader in Fiscal Services, Kitchell staff and Chair McElhaney. She thanked everyone for their work on the report. It was noted that Page 19, pertaining to the Citizens' Bond Oversight Committee, will be updated to include the photo of the newly appointed member, Mr. Fowler, and a new group photo of the committee.

CBOC members expressed interest in accessing and providing access to the 2016-2017 CBOC annual report. Staff announced the report would be posted online at <https://www.yosemite.edu/bond/committee/>. CBOC Member Neumann urged the District to notify community of all Measure E Bond project accomplishments upon the conclusion of bond.

A motion to approve the CBOC annual report, as amended, was made by Dorothy Winke and seconded by Paul Neumann. The motion carried with a vote 6-0, all in favor.

Ayes: 6 Joseph Aja, Dorothy Winke, Thomas Solomon, Sherry Fowler, Paul Neumann, Frederick Fowler

Nays: 0 none

## 6. Measure E Audit Report

YCCD Controller Sarah Schrader introduced Mr. Joseph Trone from Crowe Horwath who provided CBOC members an overview of the Bond Measure E Audit Reports both the Financial Statements and Performance Audit. **Financial Statements** included the independent auditor's report, an unmodified opinion was rendered which is a clean opinion. He reviewed the balance sheet, statement of revenues, expenditures, and change in fund balance, as well as notes to financial statements. The **Performance Audit** included a review of the auditor's report, scope and methodology. Mr. Trone mentioned that a sample of expenditures taken were all in accordance to the ballot measure. Overall it was a positive audit.

## 7. Bond Update

Kitchell representative Ms. Marie Otaya provided the CBOC members with an update on the progress of the Measure E Bond projects at Modesto Junior College (West Campus Parking, East and West Campus Painting, Science Outdoor Education, and Roads 5 and 6 - Phase 2B time lapse video).

**WEST CAMPUS PARKING AREA 1:** The MJC West Campus Parking is currently in Phase 3, completion target is scheduled for April 2018. The current lot holds 255 parking stalls; the new lot will total 630 stalls yielding a net gain of 375 stalls. **EAST AND WEST CAMPUS PAINTING PROJECTS:** The painting projects were split into phases on both East and West Campuses. Phase 3-West Campus bid came in under budget and currently is in the award phase; the project is set to start in the next few weeks. A list of completed painting projects on both MJC West and East Campuses was reported and photos of the work were shared. **SCIENCE OUTDOOR EDUCATION:** Construction documents for the Science Outdoor Education center are to be submitted to DSA early 2018. The construction phase is scheduled for the summer of 2018. The site plan was shared with CBOC members. **ROADS 5 AND 6 PHASE 2B TIME LAPSE VIDEO:** A time lapse video of the MJC West Campus roundabout connection to Brink Avenue created by George Reed was shared with the membership.

In addition, Marie Otaya referenced the bond update provided in the agenda packet. **Modesto Junior College Projects:** The *West Campus Roads* projects are under construction. The *Science Outdoor Education* project is in the Design Phase. *Painting East and West Campus Phase II* is in the Construction Phase. *Painting East and West Campus Phase III* is in the Bid Phase. **Columbia College Projects:** *The Lower Manzanita Building* modernization project is under construction. *Pinyon Building Renovation* project is complete and occupied. **Central Services:** The former District office Buildings abatement is complete and in the Closeout Phase.

CBOC Member Winke remarked that the roundabout has made driving easier on the west campus. Member Aja inquired about the Juniper Project. It was reported the project mainly consists of cosmetic updates. Lastly, when campus parking was mentioned, CBOC Member Neumann provided a historical point of reference having previously served on the

YCCD Board as a Trustee. The same parking concerns described at that time continue to be cited today.

**8. YCCD Measure E Budgets and Schedule**

YCCD Measure E Budgets and Schedule information was previously provided to CBOC Members as part of their agenda packet.

**9. Bond Quarterly Expenditure/Revenue Report**

Marie Otaya reported that the Measure E Bond is coming to the tail end of projects. CBOC members received the Quarterly Expenditure Reports for Fiscal Year 2016-2017 and Fiscal Year 2017-2018, as part of their packet.

As of June 30, 2017, for Fiscal Year 2016-2017, MJC has total expenditures of just over \$208.7 million, encumbered \$1.3 million, and ends with an unencumbered balance of just over \$10 million. Columbia College has total expenditures of \$51.6 million, encumbered about \$289 thousand, and an unencumbered balance just over \$605 thousand. Central Services has total expenditures of \$75.4 million, encumbered just under \$470 thousand, and an unencumbered balance of \$2.6 million. Overall, program-wide total expenditures are just over \$335.7 million, encumbrances total \$2.2 million, and end with a balance just under \$13.2 million.

As of October 31, 2017, for Fiscal Year 2017-2018, MJC has total expenditures of just over \$209.5 million, encumbered about \$1 million, and ends with an unencumbered balance of just over \$9.5 million. Columbia College has total expenditures of \$51.8 million, encumbered about \$271 thousand, and an unencumbered balance just over \$356 thousand. Central Services has total expenditures of \$75.7 million, encumbered just under \$244 thousand, and an unencumbered balance of \$2.7 million. Overall, program-wide total expenditures are just over \$337.1 million, encumbrances total \$1.6 million, and end with a balance just over \$12.5 million.

**10. Nomination and Election of CBOC Chair**

Agenda Items 10. *Nomination and Election of CBOC Chair* and 11. *Nomination and Election of CBOC Vice Chair* were addressed as one discussion item. Nominations were sought for both CBOC positions. Tom Solomon was nominated for CBOC Chair and Frederick Fowler was nominated for CBOC Vice Chair. A motion was made followed by a vote.

A motion to nominate Tom Solomon to serve as CBOC Chair was made by Joseph Aja and seconded by Paul Neumann. The motion carried with a vote of 4-0, two abstentions.

Ayes: 4 Joseph Aja, Dorothy Winke, Sherry Fowler, Paul Neumann  
Nayes: 0 none  
Abstain: 2 Tom Solomon, Frederick Fowler

**11. Nomination and Election of CBOC Vice Chair**

A motion to nominate Frederick Fowler to serve as CBOC Vice Chair was made by Joseph Aja and seconded by Paul Neumann. The motion carried with a vote of 4-0, two abstentions.

Ayes: 4 Joseph Aja, Dorothy Winke, Sherry Fowler, Paul Neumann  
Nayes: 0 none  
Abstain: 2 Tom Solomon, Frederick Fowler

**12. Comments from Committee Members**

Controller Schrader informed CBOC members that Executive Vice Chancellor Teresa Scott is retiring after 33 years of service. Both CBOC members Tom Solomon and Paul Neumann shared kind words and wished her the best in retirement.

**13. Adjournment**

A motion to adjourn the Citizens' Bond Oversight Committee meeting was made by Tom Solomon and seconded by Paul Neumann. The motion carried with a vote all in favor.

Ayes: 6 Joseph Aja, Dorothy Winke, Thomas Solomon, Sherry Fowler, Paul Neumann, Frederick Fowler

Nayes: 0 none

**The meeting adjourned at 2:32 p.m.**

**The next regular meeting of the Citizens' Bond Oversight Committee will be held on Wednesday, March 7, 2018. Open session will begin at 2 p.m., in the YCCD Board Room, Yosemite Community College District, 2201 Blue Gum Avenue, Modesto, California.**

Kitchell representative Ms. Marie Otaya will provide the Board with an update on the progress of the Measure E Bond projects and the Quarterly Expenditure Report for fiscal year 2017-2018.

**Modesto Junior College Projects:** The *Parking Lot Area 1* is in construction. The *Science Outdoor Education* project is in the design phase. *Painting West Campus* is in the design phase.

**Columbia College Projects:** *The Juniper Building* modernization project is in the design phase.

**Central Services:** The *Hammer Throw* project is in bid phase.

#### Current Modesto Junior College Projects

PROJECT	STATUS	START CONSTRUCTION
Parking Lot Area 1	Construction	November 2017
Painting West Campus	Design Phase	Spring 2018
Science Outdoor Education	Design Phase	Summer 2018




#### Current Columbia College Projects

PROJECT	STATUS	START CONSTRUCTION
Juniper Building	Design Phase	Summer 2018

#### Current Central Services Projects

PROJECT	STATUS	START CONSTRUCTION
Hammer Throw	Bid Phase	May 2017



YCCD Measure E Budgets and Schedules	Measure E Budget (1)	Total Budget (2)	Total Construction Budget (3)	2015				2016				2017				2018			
				Q1	Q2	Q3	Q4	Q1	Q2	Q3	Q4	Q1	Q2	Q3	Q4	Q1	Q2	Q3	Q4
Entry Road Repair	\$ 228,532	\$ 228,532	\$ 187,500																
College Contingency	\$ -	\$ -																	
<b>SUBTOTAL - Columbia College</b>	<b>\$ 52,494,998</b>	<b>\$ 52,494,998</b>																	
<b>CENTRAL SERVICES</b>																			
Ag Temp Housing	\$ 65,876	\$ 65,876	\$ 65,876																
Art Building	\$ 586,393	\$ 586,393	\$ 401,095																
Capital Outlay Debt Service	\$ 14,435,000	\$ 14,435,000	\$ -																
Central Services Buildings	\$ 20,800,000	\$ 20,800,000	\$ 17,325,999																
Central Services Master Plan	\$ 82,500	\$ 82,500	\$ -																
DTSC	\$ 1,400,000	\$ 1,400,000	\$ -																
Hammer Throw	\$ 175,000	\$ 175,000	\$ 6,119,599																
Primary Data Center	\$ 7,333,723	\$ 7,333,723	\$ 6,119,599																
Scheduled Maintenance	\$ 10,000,000	\$ 10,000,000	\$ -																
Secondary Data Center	\$ 3,443,584	\$ 3,443,584	\$ 2,532,599																
Technology Infrastructure	\$ 9,847,930	\$ 9,847,930	\$ -																
Shipping and Receiving	\$ 4,183,016	\$ 4,183,016	\$ 3,217,939																
Logistics Center	\$ 995,897	\$ 995,897	\$ 739,307																
Patterson Planning	\$ 855,409	\$ 855,409	\$ -																
Utility Infrastructure (Heating Decentralization)	\$ 4,355,000	\$ 4,355,000	\$ 1,680,549.00																
Central Services Contingency	\$ 9,671	\$ 9,671																	
<b>SUBTOTAL - Central Services</b>	<b>\$ 78,569,000</b>	<b>\$ 78,569,000</b>	<b>(includes \$25M investment income)</b>																
<b>Total Projects Budget</b>	<b>\$ 351,173,998</b>	<b>\$ 364,700,798</b>																	
<b>Original Measure E Bond</b>	<b>\$ 326,173,998</b>																		
<b>LEGEND</b>				<b>FOOTNOTES</b>															
Design/ Approvals 				(1) Total project budget as adopted by the Board of Trustees.															
Construction 				(2) Total project funding available to the project, including any local, state and grant funding.															
Commissioning 				(3) Includes Furniture, Fixtures and Equipment (FF&E), Change Order Contingency and Moving Costs.															
1/25/2018																			



**YCCD Measure E Bond  
Quarterly Expenditure Report  
Fiscal Year 2017 - 2018**

Expenditure Report By College	Current Budget 6/30/17	Previous Fiscal Years (2004-2017) Expenditures	Current Fiscal Year (2017-2018) Expenditures	Total Expenditures as of 12/31/17	Encumbrances	Unencumbered Balance
<b>Modesto Junior College<sup>1</sup></b>						
15d Ag-Animal Facilities	\$ 2,017,277.69	\$ 2,017,277.69	\$ -	\$ 2,017,277.69	\$ -	\$ -
15c Ag-Modular Living Units	\$ 3,149,906.74	\$ 3,149,906.74	\$ -	\$ 3,149,906.74	\$ -	\$ -
15e Ag-Multipurpose Pavilion	\$ 16,701,861.82	\$ 16,701,861.82	\$ -	\$ 16,701,861.82	\$ -	\$ -
Ag-Storage Building	\$ -	\$ -	\$ -	\$ -	\$ -	\$ -
16 Allied Health & Life Sciences Building	\$ 25,092,060.98	\$ 25,092,060.98	\$ -	\$ 25,092,060.98	\$ -	\$ -
Art Building	\$ 579,379.00	\$ 579,379.00	\$ -	\$ 579,379.00	\$ -	\$ -
17 Auditorium Renovation/Addition	\$ 19,566,199.54	\$ 19,566,199.54	\$ -	\$ 19,566,199.54	\$ -	\$ -
Campus Way Parking Lot	\$ 1,300,480.29	\$ 1,300,480.29	\$ -	\$ 1,300,480.29	\$ -	\$ -
East Campus - Roads & Pathways	\$ 1,208,167.09	\$ 1,208,167.09	\$ -	\$ 1,208,167.09	\$ -	\$ -
8 Founders Hall	\$ 11,739,920.00	\$ 11,739,920.00	\$ -	\$ 11,739,920.00	\$ -	\$ -
GVM Education Demonstration Center	\$ 1,923,635.91	\$ 1,923,635.91	\$ -	\$ 1,923,635.91	\$ -	\$ -
22 High Technology Center	\$ 17,537,893.26	\$ 17,537,893.26	\$ -	\$ 17,537,893.26	\$ -	\$ -
Interim Housing	\$ 2,768,950.67	\$ 2,768,950.67	\$ -	\$ 2,768,950.67	\$ -	\$ -
23 Library & Learning Resources Center	\$ 9,072,710.62	\$ 9,072,710.62	\$ -	\$ 9,072,710.62	\$ -	\$ -
**Loop Road	\$ 4,480,122.00	\$ 4,478,005.54	\$ 2,103.12	\$ 4,480,108.66	\$ 13.75	\$ (0.41)
*Painting East	\$ 1,602,000.00	\$ 234,604.68	\$ 310,151.64	\$ 544,756.32	\$ 122,037.65	\$ 935,206.03
Painting West	\$ 2,015,000.00	\$ 293,775.66	\$ 82,644.16	\$ 376,419.82	\$ 69,298.65	\$ 1,569,281.53
2 Parking Structure/Lot	\$ 3,828,528.73	\$ 3,828,528.73	\$ -	\$ 3,828,528.73	\$ -	\$ -
32 Patterson Educational Site	\$ 1,443,672.46	\$ 1,443,672.46	\$ -	\$ 1,443,672.46	\$ -	\$ -
27a Science Community Center	\$ 59,376,336.31	\$ 59,376,336.31	\$ -	\$ 59,376,336.31	\$ -	\$ -
Science Outdoor Ed	\$ 1,960,000.00	\$ 76,590.86	\$ 92,847.05	\$ 169,437.91	\$ 184,286.50	\$ 1,606,275.59
28 Softball Complex	\$ 1,531,512.90	\$ 1,531,512.90	\$ -	\$ 1,531,512.90	\$ -	\$ -
Student Center/Career Transfer	\$ 429,158.38	\$ 429,158.38	\$ -	\$ 429,158.38	\$ -	\$ -
14 Student Services Building	\$ 12,627,571.31	\$ 12,627,571.31	\$ -	\$ 12,627,571.31	\$ -	\$ -
31 Turlock Educational Site	\$ 1,088,614.12	\$ 1,088,614.12	\$ -	\$ 1,088,614.12	\$ -	\$ (0.00)
**Utility Infrastructure	\$ 4,480,122.00	\$ 4,477,347.95	\$ 2,103.13	\$ 4,479,451.08	\$ 12.80	\$ 658.12
West Campus Parking Lot	\$ 755,109.13	\$ 755,109.13	\$ -	\$ 755,109.13	\$ -	\$ -
West Campus - Parking Area #1	\$ 3,860,000.00	\$ 233,300.18	\$ 92,443.57	\$ 325,743.75	\$ 2,237,591.58	\$ 1,296,664.67
West Campus - Entry Road Area #2A	\$ 92,361.38	\$ 92,361.38	\$ -	\$ 92,361.38	\$ -	\$ -
*West Campus - Loop Road Area #3	\$ 1,450,000.00	\$ 1,333,514.61	\$ 1,295.48	\$ 1,334,810.09	\$ -	\$ 115,189.91
*West Campus - Loop Road Area #4	\$ 1,056,000.00	\$ 969,496.76	\$ 1,230.14	\$ 970,726.90	\$ -	\$ 85,273.10
*West Campus - Loop Road Area #5	\$ 2,970,000.00	\$ 1,887,362.83	\$ 497,967.89	\$ 2,385,330.72	\$ 89,755.29	\$ 494,913.99
*West Campus - Brink Entry Area #6	\$ 1,390,000.00	\$ 889,293.80	\$ 215,400.34	\$ 1,104,694.14	\$ 40,595.08	\$ 244,710.78
College Contingency	\$ 1,015,447.67	\$ -	\$ -	\$ -	\$ -	\$ 1,015,447.67
<b>SUBTOTAL</b>	<b>\$ 220,110,000.00</b>	<b>\$ 208,704,601.20</b>	<b>\$ 1,298,186.52</b>	<b>\$ 210,002,787.72</b>	<b>\$ 2,743,591.30</b>	<b>\$ 7,363,620.98</b>

**YCCD Measure E Bond  
Quarterly Expenditure Report  
Fiscal Year 2017 - 2018**

Expenditure Report By College	Current Budget 6/30/17	Previous Fiscal Years (2004-2017) Expenditures	Current Fiscal Year (2017-2018) Expenditures	Total Expenditures as of 12/31/17	Encumbrances	Unencumbered Balance
<b>Columbia College<sup>2</sup></b>						
34	Bus Service Loop/Disabled Parking Lot	\$ 678,895.49	\$ 678,895.49	\$ -	\$ 678,895.49	\$ -
49	Calaveras Educational Site	\$ 1,230,750.71	\$ 1,230,750.71	\$ -	\$ 1,230,750.71	\$ -
42	Child Development Center	\$ 8,902,268.85	\$ 8,902,268.85	\$ -	\$ 8,902,268.85	\$ -
	Juniper Upgrade	\$ 246,201.91	\$ 32,964.00	\$ -	\$ 32,964.00	\$ 213,237.91
39	Madrone Building	\$ 2,922,998.07	\$ 2,922,998.07	\$ -	\$ 2,922,998.07	\$ -
40	Manzanita Building	\$ 9,139,908.10	\$ 9,139,908.10	\$ -	\$ 9,139,908.10	\$ -
	*Manzanita Lower Level Renovation	\$ 3,220,000.00	\$ 2,757,032.06	\$ 149,165.62	\$ 2,906,197.68	\$ 218,645.81
	Manzanita Secondary Effects	\$ 297,610.31	\$ 297,610.31	\$ -	\$ 297,610.31	\$ -
52	Oakdale Educational Site	\$ 43,576.64	\$ 43,576.64	\$ -	\$ 43,576.64	\$ -
	*Pinyon Building Upgrade	\$ 329,327.00	\$ 292,968.47	\$ 1,276.93	\$ 294,245.40	\$ 3,177.97
36	Public Safety Center	\$ 2,105,553.18	\$ 2,105,553.18	\$ -	\$ 2,105,553.18	\$ -
	Roadways Phase I	\$ 760,129.13	\$ 760,129.13	\$ -	\$ 760,129.13	\$ -
	Roadways Phase II	\$ 1,476,954.41	\$ 1,476,954.41	\$ -	\$ 1,476,954.41	\$ -
	Roadways Phase III	\$ 1,209,149.11	\$ 1,209,149.11	\$ -	\$ 1,209,149.11	\$ -
45	Science & Natural Resources Building	\$ 17,743,074.55	\$ 17,743,074.55	\$ -	\$ 17,743,074.55	\$ -
37	Secondary Access Road	\$ 520,163.48	\$ 520,163.48	\$ -	\$ 520,163.48	\$ -
	Sequoia Modernization	\$ 1,315,480.46	\$ 1,315,480.46	\$ -	\$ 1,315,480.46	\$ -
	Swing Space	\$ 124,426.11	\$ 124,426.11	\$ -	\$ 124,426.11	\$ -
	Entry Road Repair	\$ 228,532.49	\$ 228,532.49	\$ -	\$ 228,532.49	\$ -
	College Contingency	\$ -	\$ -	\$ -	\$ -	\$ -
	<b>SUBTOTAL</b>	<b>\$ 52,495,000.00</b>	<b>\$ 51,782,435.62</b>	<b>\$ 150,442.55</b>	<b>\$ 51,932,878.17</b>	<b>\$ 221,823.78</b>
<b>Central Services<sup>3</sup></b>						
	Ag-Trailers	\$ 65,876.48	\$ 65,876.48	\$ -	\$ 65,876.48	\$ -
	Art Building	\$ 586,393.46	\$ 586,393.46	\$ -	\$ 586,393.46	\$ -
	Capital Outlay Debt Service	\$ 14,435,000.00	\$ 14,435,000.00	\$ -	\$ 14,435,000.00	\$ -
50	*Central Services Buildings	\$ 20,800,000.00	\$ 20,123,331.01	\$ 279,165.96	\$ 20,402,496.97	\$ 10,595.43
	Central Services Master Plan	\$ 82,500.00	\$ 82,500.00	\$ -	\$ 82,500.00	\$ -
	DTSC	\$ 1,400,000.00	\$ 1,221,573.49	\$ 16,592.26	\$ 1,238,165.75	\$ 60,157.46
	Hammer Throw	\$ 175,000.00	\$ -	\$ 1,392.00	\$ 1,392.00	\$ 4,800.00
	Logistics Center	\$ 995,896.57	\$ 995,896.57	\$ -	\$ 995,896.57	\$ -
	Patterson Planning	\$ 855,409.00	\$ 855,409.00	\$ -	\$ 855,409.00	\$ -
	Primary Data Center	\$ 7,333,723.48	\$ 7,333,723.48	\$ -	\$ 7,333,723.48	\$ -
	Scheduled Maintenance	\$ 10,000,000.00	\$ 10,000,000.00	\$ -	\$ 10,000,000.00	\$ -
	Secondary Data Center	\$ 3,443,584.36	\$ 3,412,463.73	\$ 31,120.63	\$ 3,443,584.36	\$ -
	Shipping and Receiving	\$ 4,183,015.56	\$ 4,183,015.56	\$ -	\$ 4,183,015.56	\$ -
	Technology Infrastructure	\$ 9,847,929.60	\$ 9,847,929.60	\$ -	\$ 9,847,929.60	\$ -
	Utility Infrastructure (Heating Decentralization)	\$ 4,355,000.00	\$ 2,283,310.71	\$ 62,654.02	\$ 2,345,964.73	\$ 99,695.69
	Central Services Contingency	\$ 9,671.49	\$ -	\$ -	\$ -	\$ 9,671.49
	<b>SUBTOTAL</b>	<b>\$ 78,569,000.00</b>	<b>\$ 75,426,423.09</b>	<b>\$ 390,924.87</b>	<b>\$ 75,817,347.96</b>	<b>\$ 175,248.58</b>
	General Fund Program Wide	\$ -	\$ -	\$ -	\$ -	\$ 65,117.24
	<b>TOTAL PROJECT BUDGET</b>	<b>\$ 351,174,000.00</b>	<b>\$ 335,913,459.91</b>	<b>\$ 1,839,553.94</b>	<b>\$ 337,753,013.85</b>	<b>\$ 3,205,780.90</b>

PROJECT CLOSED

PROJECT ON HOLD

\*\*Construction Complete

<sup>1</sup>Board Approved revised budget at May 2017 Meeting

<sup>2</sup>Board Approved revised budget at December 2018 Meeting

<sup>3</sup>Board Approved revised budget at December 2018 Meeting