



Yosemite Community
College District

MEASURE E - CITIZENS' BOND OVERSIGHT COMMITTEE

March 1, 2017 — 2:00 p.m.

Yosemite Community College District
YCCD – Board Room
2201 Blue Gum Avenue
Modesto, CA

MEETING AGENDA

2:00 p.m. OPEN SESSION

1. Call to Order
2. Comments from the Public
3. ☆Approval of Minutes of December 15, 2016 Meeting
4. Committee Membership Update
 - a. Presentation – Certificate of Appreciation
5. ☆Bond Update
6. ☆YCCD Measure E Budgets and Schedules
7. ☆Bond Quarterly Expenditure/Revenue Report
8. Comments from Committee Members
9. Adjournment

☆ Denotes Attachment

ANNOUNCEMENTS

The next regular meeting of the Citizens' Bond Oversight Committee will be held on Thursday, June 7, 2017. Open session will begin at 2:00 p.m., in the Manzanita Conference Room, Columbia College, 11600 Columbia College Drive, Sonora, California. A tour of bond projects for CBOC members may follow the general meeting.

Yosemite Community College District

Measure E Citizens' Bond Oversight Committee Meeting Minutes

YCCD Board Room

December 15, 2016, 2 p.m.

Members Present: Larry McElhaney, Paul Neumann, Matthew Rollicheck, Tom Solomon, Dorothy Winke

Members Absent: Sherry Fowler, Christa Gentry, Joseph Aja

Others Present: Albert At, Coni Chavez, Matt Kennedy, Sarah Schrader, Dan Duffy, Jeremy Snow, Marie Ota, Darin Gharat, Graciela Molina (recorder)

1. Call to Order

Citizens' Bond Oversight Committee (CBOC) Meeting was called to order by Chair Larry McElhaney at 2:10 p.m. in the YCCD Board Room.

2. Comments from the Public

No comments from the public

3. Committee Membership Update

District Director of Public Affairs Coni Chavez reported that both the Senior Citizen Organization member and the Student Representative - MJC remains unfilled on the committee. A press release was sent out in an effort to fill these vacancies. Applications for the Senior Citizen Organization have been received and are being vetted.

4. Approval of Minutes of October 5, 2016 Meeting

A motion to approve the meeting Minutes of October 5, 2016, was made by Tom Solomon and seconded by Dorothy Winke. The motion carried with a vote of 5-0, all in favor.

Ayes: 5 Larry McElhaney, Paul Neumann, Matthew Rollicheck, Tom Solomon,
Dorothy Winke

Nays: 0 none

5. General Obligation Measure E Audit Report

YCCD Controller Sarah Schrader introduced Mr. Jeremy Snow from Crowe Horwath, LLP who provided CBOC members an overview of the Bond Measure E Audit Reports (Performance Audit and Financial Statements). He reviewed the **Performance Audit Report** which included the history, objective and scope for the Bond Measure E. In addition, he went over the Financial Statements including the Independent Auditors opinion where they found no issues, errors or exceptions, the balance sheet, revenue and expenditure activity. He reviewed the accounting practices that were used in conducting the audit and the overview of their thoughts of internal controls of the organization.

In response to an inquiry from CBOC Member Tom Solomon regarding bond repayment, it was reported that the various issuance have different maturing dates, depending on various issuances. It was pointed out that the issuance in 2004, was a refinancing.

6. CBOC Annual Report

District Director of Public Affairs Coni Chavez presented the final draft annual report. CBOC members previously received the report as part of their packet. Ms. Chavez thanked the annual report committee, and both YCCD and Kitchell staff for their input and feedback. A group member photo will be taken at the close of the meeting to update the report with a photo of current membership.

A motion to approve the CBOC Annual Report, as revised, was made by Paul Neumann and seconded by Matthew Rollicheck. The motion carried with a vote of 5-0, all in favor.

Ayes: 5 Larry McElhaney, Paul Neumann, Matthew Rollicheck, Tom Solomon,
Dorothy Winke

Nays: 0 none

7. Bond Update

Kitchell representative Matt Kennedy provided the CBOC members with an overview of the energy efficiency of the District Office. An update on the progress of the Measure E Bond projects (Columbia College Renovation to Lower Manzanita Pinyon Building & MJC Roads Project) previously presented to the YCCD Board of Trustees was provided. **RENOVATION TO LOWER MANZANITA:** The project will renovate the Culinary Arts and Auxiliary Services area and will include two cooking classrooms, a locker room, and two restrooms. The café and snack areas will see improvements that include two folding partitions for expanded use of space. Total Project Budget is set at \$3,320,000 with completion set for Fall 2017. Photos of the space were included in the presentation. **PINYON BUILDING:** This project renovates the interior space and technology infrastructure for the CC Student Health Services program. Completion date is scheduled for Spring of 2017, total project budget is \$329,327. Photos of the new building were presented. **ROADS PROJECT:** Roadways Phase IIA Project includes the addition of the second phase of the West Campus campus-wide circulation roadways upgrade and storm drain system work, site lighting and landscape installations. Total Project Budget is \$1,572,000, with project completion expected December 2016.

It was reported that the roads project experienced delays due to weather/rains; completion scheduled for Spring term. In February, the project to create the new road out to Brink Avenue will begin and concluding in April. In May, the district office buildings will be demolished; a parking lot will be constructed allowing for an additional 600 vehicles. The parking lot is expected to be open for the Fall semester.

In addition, Matt Kennedy referenced the bond update provided in the agenda packet. **Modesto Junior College Projects:** The West Campus Roads projects are under construction. The Science Outdoor Education project is in the Design Phase. **Columbia College Projects:** The Culinary Arts Teaching Kitchen, Food Service, and the plans Pinyon Building modernization are under construction. **Central Services:** The Central Services Building Ribbon Cutting Ceremony is scheduled for September 27. District staff move begins October 17.

8. YCCD Measure E Budgets and Schedule

Matt Kennedy provided a presentation on the YCCD Budget and Schedule for CBOC members.

9. Bond Quarterly Expenditure/Revenue Report

CBOC members received the Quarterly Expenditure Report as part of their packet. As of September 30, 2016, MJC has total expenditures of \$204.4 million, encumbered \$3.8 million, and ends with an unencumbered balance of \$12 million. Columbia College has total expenditures of \$49.1 million, encumbered about \$2.4 million, and an unencumbered balance of \$948 thousand. Central Services has total expenditures just under \$69.7 million, encumbered about \$4.5 million, and an unencumbered balance of \$4.3 million. Overall, program-wide total expenditures are just over \$323.2 million, encumbrances total \$11 million, and an end with a balance of over \$17 million.

10. Nomination and Election of CBOC Chair

A motion to nominate Larry McElhaney to serve as CBOC Chair was made by Paul Neumann and seconded by Dorothy Winke. The motion carried with a vote of 5-0, all in favor.

Ayes: 5 Larry McElhaney, Paul Neumann, Matthew Rollicheck, Tom Solomon,
Dorothy Winke

Nayes: 0 none

11. Nomination and Election of CBOC Vice Chair

A motion to nominate Tom Solomon to serve as CBOC Vice Chair was made by Paul Neumann and seconded by Matthew Rollicheck. The motion carried with a vote of 5-0, all in favor.

Ayes: 5 Larry McElhaney, Paul Neumann, Matthew Rollicheck, Tom Solomon,
Dorothy Winke

Nayes: 0 none

12. Comments from Committee Members

CBOC Members Tom Solomon and Paul Neumann acknowledged Larry McElhaney for his continued service as CBOC Chair.

13. Adjournment

A motion to adjourn the Citizens' Bond Oversight Committee meeting was made by Paul Neumann and seconded by Dorothy Winke. The motion carried with a vote of 5-0, all in favor.

Ayes: 5 Larry McElhaney, Paul Neumann, Matthew Rollicheck, Tom Solomon,
Dorothy Winke

Nayes: 0 none

The meeting adjourned at 2:54 p.m.

The next regular meeting of the Citizens' Bond Oversight Committee will be held on Wednesday, March 1, 2017. Open session will begin at 2 p.m., in the new YCCD Board Room, Yosemite Community College District, 2201 Blue Gum Avenue, Modesto, California. A tour of bond projects for CBOC members may precede the general meeting.

Kitchell representative Ms. Marie Otaia will provide the CBOC with an update on the progress of the Measure E Bond projects and the Quarterly Expenditure Report.

Modesto Junior College Projects: The *West Campus Roads* projects are under construction. The *Science Outdoor Education* project is in the Design Phase.

Columbia College Projects: The *Lower Manzanita Building* and *Pinyon Building* modernization projects are under construction.

Central Services: The new *Central Services Building* move-in phase is complete.

Current Modesto Junior College Projects

PROJECT	STATUS	START CONSTRUCTION
MJC West Campus Roads	Construction	March 2016
Painting East Campus	Phase II Pre-Bid Phase	April 2017
Painting West Campus	Phase II Pre-Bid Phase	April 2017
Science Outdoor Education	Design Phase	TBD




Current Columbia College Projects

PROJECT	STATUS	START CONSTRUCTION
Manzanita Lower Level Renovation	Under Construction	August 2016
Pinyon Building Upgrade	Under Construction	August 2016
Fiber Optic Upgrade	Under Construction	February 2017

Current Central Services Projects

PROJECT	STATUS	START HAZMAT
Old Central Services Building	Decommissioning	February 2017

YCCD Measure E Budgets and Schedules	Measure E Budget (1)	Total Budget (2)	Total Construction Budget (3)	2015				2016				2017			
				Q1	Q2	Q3	Q4	Q1	Q2	Q3	Q4	Q1	Q2	Q3	Q4
MODESTO JUNIOR COLLEGE															
Auditorium	\$ 19,566,200	\$ 33,093,000	\$ 31,160,000												
Ag-Modular Living Units	\$ 3,149,907	\$ 3,149,907	\$ 2,502,372												
Ag-Animal Facilities Renovation	\$ 2,017,278	\$ 2,017,278	\$ 1,742,666												
Ag Multipurpose Pavilion Facility	\$ 16,701,862	\$ 16,701,862	\$ 12,142,934												
Ag -Storage Building	\$ -	\$ -	\$ -												
Allied Health Life Sciences	\$ 25,092,869	\$ 25,092,869	\$ 19,392,127												
Redbud Distance Education			\$ 1,148,510												
Art Building	\$ 579,379	\$ 579,379	\$ 498,260												
Campus Way Parking Lot	\$ 1,300,480	\$ 1,300,480	\$ 1,102,234												
Founders Hall Modernization	\$ 11,739,920	\$ 11,739,920	\$ 9,537,012												
Center for Advanced Technology	\$ 17,625,000	\$ 17,625,000	\$ 14,312,425	COMPLETE											
Interim Housing	\$ 2,840,000	\$ 2,840,000	\$ 2,224,337												
Library/Learning Resources Ctr	\$ 9,072,711	\$ 9,072,711	\$ 7,143,626												
Loop Road/Infrastructure (Increment I)	\$ 4,480,122	\$ 4,480,122	\$ 2,353,268												
Loop Road/Infrastructure (Increment II)	\$ 4,480,122	\$ 4,480,122	\$ 2,355,287												
Painting East	\$ 1,602,000	\$ 1,602,000	\$ 934,919												
Painting West	\$ 2,015,000	\$ 2,015,000	\$ 919,541												
Parking Structure/Lot	\$ 3,828,529	\$ 3,828,529	\$ 2,361,631												
Patterson Educational Site	\$ 1,443,672	\$ 1,443,672	\$ -												
Science Community Center & GVM	\$ 59,650,000	\$ 59,650,000	\$ 45,680,290												
GVM Educational Demonstration Ctr.	\$ 1,965,000	\$ 1,965,000	\$ 1,581,086	COMPLETE											
Science Outdoor Education	\$ 1,960,000	\$ 1,960,000	\$ 1,394,843												
Softball Complex	\$ 1,531,513	\$ 1,531,513	\$ 699,343												
Field Concessions			\$ 481,472												
Student Center/Career Transfer	\$ 429,158	\$ 429,158	\$ 218,923												
Student Services	\$ 12,627,571	\$ 12,627,571	\$ 8,681,636												
Turlock Educational Site	\$ 1,088,576	\$ 1,088,576	\$ -												
West Campus Parking Lot	\$ 755,109	\$ 755,109	\$ 571,214												
West Campus- Entry Road Area 2A	\$ 92,361	\$ 92,361	\$ 84,446	COMPLETE											
West Campus - Parking Lot #1	\$ 3,860,000	\$ 3,860,000	\$ 3,135,903												
West Campus - Loop Road Area #3	\$ 1,450,000	\$ 1,450,000	\$ 1,130,081									COMPLETE			
West Campus - Loop Road Area #4	\$ 1,056,000	\$ 1,056,000	\$ 808,496									COMPLETE			
West Campus - Loop Road Area #5	\$ 2,970,000	\$ 2,970,000	\$ 1,762,034												
West Campus - Brink Entry Area #6	\$ 1,390,000	\$ 1,390,000	\$ 1,065,732												
East Campus - Roads and Pathways	\$ 1,339,000	\$ 1,339,000	\$ 994,594	COMPLETE											
College Contingency	\$ 410,661	\$ 410,661													
SUBTOTAL - Modesto Junior College	\$ 220,110,000	\$ 233,636,801													
COLUMBIA COLLEGE															
Bus Service Loop/Disabled Parking Lot	\$678,895	\$678,895	\$ 543,721												
Calaveras Educational Site	\$ 1,230,751	\$ 1,230,751	\$ -												
Child Development Center	\$ 8,902,269	\$ 8,902,269	\$ 7,268,996												
Juniper Upgrade	\$ 32,964	\$ 32,964	\$ -												
Madrone Building Modernization	\$ 2,922,998	\$ 2,922,998	\$ 2,345,022												
Manzanita Building	\$ 9,139,908	\$ 9,139,908	\$ 7,241,303	COMPLETE											
Manzanita Lower Level Renovation	\$ 3,320,000	\$ 3,320,000	\$ 2,588,510												
Oakdale Educational Site	\$ 43,577	\$ 43,577	\$ -												
Pinyon Building Upgrade	\$ 329,327	\$ 329,327	\$ 224,336												
Public Safety Center	\$ 2,105,553	\$ 2,105,553	\$ 1,668,953												
Science Natural Resources	\$ 17,743,075	\$ 17,743,075	\$ 13,246,398												

YCCD Measure E Budgets and Schedules	Measure E Budget (1)	Total Budget (2)	Total Construction Budget (3)	2015				2016				2017			
				Q1	Q2	Q3	Q4	Q1	Q2	Q3	Q4	Q1	Q2	Q3	Q4
Secondary Access Road	\$ 520,163	\$ 520,163	\$ 408,267												
Sequoia Building	\$ 1,315,480	\$ 1,315,480	\$ 906,747												
Roadways Phase 1	\$ 760,129	\$ 760,129	\$ 479,399												
Roadways Phase 2	\$ 1,476,954	\$ 1,476,954	\$ 1,251,557	COMPLETE											
Roadways Phase 3	\$ 1,209,149	\$ 1,209,149	\$ 953,614	COMPLETE											
Swing Space	\$ 124,426	\$ 124,426	\$ 109,503												
Manzanita Secondary Effects	\$ 305,000	\$ 305,000	\$ 237,477												
Entry Road Repair	\$ 257,345	\$ 257,345	\$ 187,500												
College Contingency	\$ 77,036	\$ 77,036													
SUBTOTAL - Columbia College	\$ 52,495,000	\$ 52,495,000													
CENTRAL SERVICES															
Ag Temp Housing	\$ 65,876	\$ 65,877	\$ 65,876												
Art Building	\$ 586,393	\$ 586,393	\$ 401,095												
Capital Outlay Debt Service	\$ 14,435,000	\$ 14,435,000	\$ -												Complete October 2016
Central Services Buildings	\$ 21,000,000	\$ 21,012,000	\$ 17,325,999												
Central Services Master Plan	\$ 82,500	\$ 82,500	\$ -												
DTSC	\$ 1,300,000	\$ 1,300,000	\$ -												
Primary Data Center	\$ 7,333,723	\$ 7,333,723	\$ 6,119,599												
Scheduled Maintenance	\$ 10,000,000	\$ 10,000,000	\$ -												
Secondary Data Center	\$ 3,500,000	\$ 3,500,000	\$ 2,532,599												
Technology Infrastructure	\$ 10,000,000	\$ 10,000,000	\$ -												
Shipping and Receiving	\$ 4,183,016	\$ 4,183,016	\$ 3,217,939												
Logistics Center	\$ 995,897	\$ 995,897	\$ 739,307												
Patterson Planning	\$ 855,409	\$ 855,409	\$ -												
Utility Infrastructure (Heating Decentralization)	\$ 2,455,000	\$ 2,455,000	\$ 1,680,549.00												
Central Services Contingency	\$ 1,776,185	\$ 1,776,185													
SUBTOTAL - Central Services	\$ 78,569,000	\$ 78,581,001	(includes \$25M investment income)												
Total Projects Budget	\$ 351,174,000	\$ 364,712,801													
Original Measure E Bond	\$ 326,174,000														
LEGEND			FOOTNOTES												
Design/ Approvals			(1) Total project budget as adopted by the Board of Trustees.												
Construction			(2) Total project funding available to the project, including any local, state and grant funding.												
Commissioning			(3) Includes Furniture and Equipment (FF&E), Change Order Contingency and Moving Costs.												
1/23/2017															

**YCCD Measure E Bond
Quarterly Expenditure Report
Fiscal Year 2016 - 2017**

Expenditure Report By College	Current Budget 9/30/16	Previous Fiscal Years (2004-2016) Expenditures	Current Fiscal Year (2016-2017) Expenditures	Total Expenditures as of 12/31/16	Encumbrances	Unencumbered Balance
Modesto Junior College¹						
15d Ag-Animal Facilities	\$ 2,017,277.69	\$ 2,017,277.69	\$ -	\$ 2,017,277.69	\$ -	\$ -
15c Ag-Modular Living Units	\$ 3,149,906.74	\$ 3,149,906.74	\$ -	\$ 3,149,906.74	\$ -	\$ -
15e Ag-Multipurpose Pavilion	\$ 16,701,861.82	\$ 16,701,861.82	\$ -	\$ 16,701,861.82	\$ -	\$ -
Ag-Storage Building	\$ -	\$ -	\$ -	\$ -	\$ -	\$ -
16 Allied Health & Life Sciences Building	\$ 25,092,868.96	\$ 25,092,868.96	\$ -	\$ 25,092,868.96	\$ -	\$ -
Art Building	\$ 579,379.00	\$ 579,379.00	\$ -	\$ 579,379.00	\$ -	\$ -
17 Auditorium Renovation/Addition	\$ 19,566,199.54	\$ 19,566,199.54	\$ -	\$ 19,566,199.54	\$ -	\$ -
Campus Way Parking Lot	\$ 1,300,480.29	\$ 1,300,480.29	\$ -	\$ 1,300,480.29	\$ -	\$ -
East Campus - Roads & Pathways	\$ 1,208,167.09	\$ 1,208,167.09	\$ -	\$ 1,208,167.09	\$ -	\$ -
8 Founders Hall	\$ 11,739,920.00	\$ 11,739,920.00	\$ -	\$ 11,739,920.00	\$ -	\$ -
GVM Education Demonstration Center	\$ 1,923,635.91	\$ 1,923,635.91	\$ -	\$ 1,923,635.91	\$ -	\$ -
22 High Technology Center	\$ 17,537,893.26	\$ 17,537,893.26	\$ -	\$ 17,537,893.26	\$ -	\$ -
Interim Housing	\$ 2,768,950.67	\$ 2,768,950.67	\$ -	\$ 2,768,950.67	\$ -	\$ -
23 Library & Learning Resources Center	\$ 9,072,710.62	\$ 9,072,710.62	\$ -	\$ 9,072,710.62	\$ -	\$ -
**Loop Road	\$ 4,480,122.00	\$ 3,715,102.41	\$ 760,149.38	\$ 4,475,251.79	\$ 4,869.37	\$ 0.84
Painting East	\$ 1,602,000.00	\$ 50,659.58	\$ 47,614.10	\$ 98,273.68	\$ 79,829.67	\$ 1,423,896.65
Painting West	\$ 2,015,000.00	\$ 53,185.55	\$ 66,557.57	\$ 119,743.12	\$ 76,429.65	\$ 1,818,827.23
2 Parking Structure/Lot	\$ 3,828,528.73	\$ 3,828,528.73	\$ -	\$ 3,828,528.73	\$ -	\$ -
32 Patterson Educational Site	\$ 1,443,672.46	\$ 1,443,672.46	\$ -	\$ 1,443,672.46	\$ -	\$ -
27a **Science Community Center	\$ 59,650,000.00	\$ 59,354,789.31	\$ -	\$ 59,354,789.31	\$ 35,257.00	\$ 259,953.69
Science Outdoor Ed	\$ 1,960,000.00	\$ 38,960.77	\$ 30,587.00	\$ 69,547.77	\$ 88,200.00	\$ 1,802,252.23
28 Softball Complex	\$ 1,531,512.90	\$ 1,531,512.90	\$ -	\$ 1,531,512.90	\$ -	\$ -
Student Center/Career Transfer	\$ 429,158.38	\$ 429,158.38	\$ -	\$ 429,158.38	\$ -	\$ -
14 Student Services Building	\$ 12,627,571.31	\$ 12,627,571.31	\$ -	\$ 12,627,571.31	\$ -	\$ -
31 Turlock Educational Site	\$ 1,088,575.85	\$ 1,088,575.85	\$ -	\$ 1,088,575.85	\$ -	\$ -
**Utility Infrastructure	\$ 4,480,122.00	\$ 4,119,493.30	\$ 806,832.39	\$ 4,926,325.69	\$ 67,506.54	\$ (513,710.23)
West Campus Parking Lot	\$ 755,109.13	\$ 755,109.13	\$ -	\$ 755,109.13	\$ -	\$ -
West Campus - Parking Area #1	\$ 3,860,000.00	\$ 175,118.04	\$ 12,683.00	\$ 187,801.04	\$ 227,146.09	\$ 3,445,052.87
West Campus - Entry Road Area #2A	\$ 92,361.38	\$ 92,361.38	\$ -	\$ 92,361.38	\$ -	\$ -
West Campus - Loop Road Area #3	\$ 1,450,000.00	\$ 495,464.74	\$ 721,083.96	\$ 1,216,548.70	\$ 23,242.34	\$ 210,208.96
West Campus - Loop Road Area #4	\$ 1,056,000.00	\$ 363,302.38	\$ 523,315.82	\$ 886,618.20	\$ 17,208.61	\$ 152,173.19
West Campus - Loop Road Area #5	\$ 2,970,000.00	\$ 229,851.62	\$ 584,685.39	\$ 814,537.01	\$ 552,124.37	\$ 1,603,338.62
West Campus - Brink Entry Area #6	\$ 1,390,000.00	\$ 139,499.31	\$ 264,662.22	\$ 404,161.53	\$ 254,732.52	\$ 731,105.95
College Contingency	\$ 741,014.27	\$ -	\$ -	\$ -	\$ -	\$ 741,014.27
SUBTOTAL	\$ 220,110,000.00	\$ 203,191,168.74	\$ 3,818,170.83	\$ 207,009,339.57	\$ 1,426,546.16	\$ 11,674,114.27

**YCCD Measure E Bond
Quarterly Expenditure Report
Fiscal Year 2016 - 2017**

Expenditure Report By College	Current Budget 9/30/16	Previous Fiscal Years (2004-2016) Expenditures	Current Fiscal Year (2016-2017) Expenditures	Total Expenditures as of 12/31/16	Encumbrances	Unencumbered Balance
Columbia College²						
34	Bus Service Loop/Disabled Parking Lot	\$ 678,895.49	\$ 678,895.49	\$ -	\$ 678,895.49	\$ -
49	Calaveras Educational Site	\$ 1,230,750.71	\$ 1,230,750.71	\$ -	\$ 1,230,750.71	\$ -
42	Child Development Center	\$ 8,902,268.85	\$ 8,902,268.85	\$ -	\$ 8,902,268.85	\$ -
	Juniper Upgrade	\$ 32,963.78	\$ 32,964.00	\$ -	\$ 32,964.00	\$ (35,010.03)
39	Madrone Building	\$ 2,922,998.07	\$ 2,922,998.07	\$ -	\$ 2,922,998.07	\$ -
40	Manzanita Building	\$ 9,139,908.10	\$ 9,139,908.10	\$ -	\$ 9,139,908.10	\$ -
	Manzanita Lower Level Renovation	\$ 3,320,000.00	\$ 272,913.17	\$ 666,826.31	\$ 939,739.48	\$ 1,663,761.60
	Manzanita Secondary Effects	\$ 305,000.00	\$ 287,352.65	\$ 10,257.66	\$ 297,610.31	\$ 7,389.69
52	Oakdale Educational Site	\$ 43,576.64	\$ 43,576.64	\$ -	\$ 43,576.64	\$ -
	Pinyon Building Upgrade	\$ 329,327.00	\$ 41,699.96	\$ 51,866.45	\$ 93,566.41	\$ 155,055.61
36	Public Safety Center	\$ 2,105,553.18	\$ 2,105,553.18	\$ -	\$ 2,105,553.18	\$ -
	Roadways Phase I	\$ 760,129.13	\$ 760,129.13	\$ -	\$ 760,129.13	\$ -
	Roadways Phase II	\$ 1,476,954.41	\$ 1,476,954.41	\$ -	\$ 1,476,954.41	\$ -
	Roadways Phase III	\$ 1,209,149.11	\$ 1,209,149.11	\$ -	\$ 1,209,149.11	\$ -
45	Science & Natural Resources Building	\$ 17,743,074.55	\$ 17,743,074.55	\$ -	\$ 17,743,074.55	\$ -
37	Secondary Access Road	\$ 520,163.48	\$ 520,163.48	\$ -	\$ 520,163.48	\$ -
	Sequoia Modernization	\$ 1,315,480.46	\$ 1,315,480.46	\$ -	\$ 1,315,480.46	\$ -
	Swing Space	\$ 124,426.11	\$ 124,426.11	\$ -	\$ 124,426.11	\$ -
	Entry Road Repair	\$ 257,345.00	\$ 36,236.33	\$ 192,296.16	\$ 228,532.49	\$ 28,812.51
	College Contingency	\$ 77,035.93	\$ -	\$ -	\$ -	\$ 77,035.93
	SUBTOTAL	\$ 52,495,000.00	\$ 48,844,494.40	\$ 921,246.58	\$ 49,765,740.98	\$ 1,853,827.02
Central Services³						
	Ag-Trailers	\$ 65,876.48	\$ 65,876.48	\$ -	\$ 65,876.48	\$ -
	Art Building	\$ 586,393.46	\$ 586,393.46	\$ -	\$ 586,393.46	\$ -
	Capital Outlay Debt Service	\$ 14,435,000.00	\$ 14,435,000.00	\$ -	\$ 14,435,000.00	\$ -
50	Central Services Buildings	\$ 21,000,000.00	\$ 14,158,843.31	\$ 4,810,702.50	\$ 18,969,545.81	\$ 1,222,130.08
	Central Services Master Plan	\$ 82,500.00	\$ 82,500.00	\$ -	\$ 82,500.00	\$ -
	DTSC	\$ 1,300,000.00	\$ 1,146,525.78	\$ 16,752.13	\$ 1,163,277.91	\$ 135,045.30
	Logistics Center	\$ 995,896.57	\$ 995,896.57	\$ -	\$ 995,896.57	\$ -
	Patterson Planning	\$ 855,409.00	\$ 855,409.00	\$ -	\$ 855,409.00	\$ -
	Primary Data Center	\$ 7,333,723.48	\$ 7,333,723.48	\$ -	\$ 7,333,723.48	\$ -
	Scheduled Maintenance	\$ 10,000,000.00	\$ 10,000,000.00	\$ -	\$ 10,000,000.00	\$ -
	**Secondary Data Center	\$ 3,500,000.00	\$ 3,227,759.87	\$ 16,335.62	\$ 3,244,095.49	\$ 11,102.62
	Shipping and Receiving	\$ 4,183,015.56	\$ 4,183,015.56	\$ -	\$ 4,183,015.56	\$ -
	Technology Infrastructure	\$ 10,000,000.00	\$ 9,847,929.60	\$ -	\$ 9,847,929.60	\$ 152,070.40
	Utility Infrastructure (Heating Decentralization)	\$ 2,455,000.00	\$ -	\$ 939,870.83	\$ 939,870.83	\$ 728,742.74
	Central Services Contingency	\$ 1,776,185.45	\$ -	\$ -	\$ -	\$ 1,776,185.45
	SUBTOTAL	\$ 78,569,000.00	\$ 66,918,873.11	\$ 5,783,661.08	\$ 72,702,534.19	\$ 2,097,020.74
	General Fund Program Wide	\$ -	\$ -	\$ -	\$ 108,977.75	\$ (108,977.75)
	TOTAL PROJECT BUDGET	\$ 351,174,000.00	\$ 318,954,536.25	\$ 10,523,078.49	\$ 329,477,614.74	\$ 5,486,371.67

PROJECT CLOSED
 PROJECT ON HOLD
 **Construction Complete
¹Board Approved revised budget at February 2016 Meeting
²Board Approved revised budget at July 2016 Meeting
³Board Approved revised budget at June 2016 Meeting