



Yosemite Community  
College District

## MEASURE E - CITIZENS' BOND OVERSIGHT COMMITTEE

December 18, 2014 — 2:00 p.m.

Yosemite Community College District  
YCCD – Board Room  
2201 Blue Gum Avenue  
Modesto, CA

---

### MEETING AGENDA

#### 2:00 p.m. OPEN SESSION

1. Call to Order
2. Comments from the Public
3. Committee Membership Update
4. ☆Approval of Minutes of September 3, 2014 Meeting
5. General Obligation Measure E Audit Report
6. Annual Report
7. ☆Bond Update
8. ☆YCCD Measure E Budgets and Schedules
9. ☆Bond Quarterly Expenditure/Revenue Report
10. Nomination and Election of CBOC Chair
11. Comments from Committee Members
12. Adjournment

☆ Denotes Attachment

#### ANNOUNCEMENTS

The next regular meeting of the Citizens' Bond Oversight Committee will be held on Wednesday, March 4, 2015. Open session will begin at 2:00 p.m., in the YCCD Board Room, Yosemite Community College District, 2201 Blue Gum Avenue, Modesto, California. A tour of bond projects for CBOC members may precede the general meeting.

Yosemite Community College District

**Measure E Citizens' Bond Oversight Committee Meeting Minutes**

YCCD Board Room  
September 3, 2014, 2 p.m.

---

**Members Present:** Matthew Rolicheck, Jeff Phillips, Larry McElhaney, Barbara Frazer, Paul Neumann, Thomas Solomon

**Members Absent:** Lyndi Love-Hanning, Del Hodges

**Others Present:** Mark Newton, Matt Kennedy, Teresa Scott, Coni Chavez, Tim Nesmith, Jill Stearns, Albert Alt, Sarah Schrader, Marty Gang, Graciela Molina (recorder)

**1. Call to Order**

Citizens' Bond Oversight Committee (CBOC) Meeting was called to order by Chair Jeff Phillips at 2:00 p.m. in the Yosemite Community College District Board Room.

**2. Comments from the Public**

No comments from the public.

**3. Approval of Minutes of June 4, 2014 Meeting**

CBOC members received a corrected version of the June 4, 2014, meeting minutes. A motion to approve the meeting Minutes of June 4, 2014, as amended was made by Matt Rolicheck and seconded by Paul Neumann. The motion carried with a vote of 5-0, all in favor.

Ayes: Matthew Rolicheck, Jeff Phillips, Larry McElhaney, Barbara Frazer, Paul Neumann

Nayes: None

Not Present at Time of Vote: Thomas Solomon

**4. Annual Report Subcommittee**

Executive Vice Chancellor Teresa Scott introduced Interim District Director of Public Affairs Coni Chavez who provided an update on the annual report. Ms. Chavez stated she will be working with Matthew Rolicheck and Jeff Phillips who agreed to serve on this subcommittee. CBOC agreed to move development of the annual report to include the current fiscal year audit report. CBOC members appreciate aligning their annual report with the annual audit.

**5. 2014-2015 CBOC Meeting Schedule**

CBOC members reviewed the suggested changes to the approved CBOC meeting schedule for 2014 and 2015 provided in the agenda packet. Teresa Scott noted reasons related to the audit for changing the December CBOC meetings to December 18, 2014, and December 17, 2015, to follow the YCCD Board of Trustee meeting; and location changes for 2015 meeting dates in June to Columbia College and in September to the YCCD Board Room. Discussion ensued and the CBOC members agreed to the suggested changes.

A motion was made by Thomas Solomon and seconded by Barbara Frazer to approve the suggested changes, as noted above. The motion carried with a vote of 6-0, all in favor.

Ayes: Matthew Rolicheck, Jeff Phillips, Larry McElhaney, Barbara Frazer, Paul Neumann, Thomas Solomon

## 6. Bond Update

Kitchell representative Mark Newton provided the CBOC members with an update on the progress of the Measure E Bond projects - MJC West Campus Traffic Signal, CC Roads Phase II, and the GVM Education Demonstration Center. **MJC WEST CAMPUS TRAFFIC SIGNAL:** The project includes the entry road alignment to Prichard Avenue; the project was unanimously approved by Modesto City Council on September 2<sup>nd</sup>; project bidding will occur within the next few months. The total project budget of \$683,000 includes traffic signal (\$590,000) and entry road alignment (\$93,000); project installation and completion scheduled for Spring 2015. **CC ROADS PHASE II:** The CC Roads Phase II project is the second of three phases; this phase focuses on roads and parking to student housing and the road to Alder. Proposed Budget totaled \$1,035,561; the work was completed during the summer and a diagram of the new layout was provided. Kitchell representatives highlighted photographs of the various stages of construction including ADA pathway and parking stalls, student housing sidewalk, and final grading before asphalt. **GVM EDUCATION DEMONSTRATION CENTER:** The project presentation included a site layout and floor plan. The project is budgeted at \$3,165,000; construction completion scheduled for May 2015 with move-in scheduled between June 2015 and July 2015. Foundation is being prepared. Discussion ensued regarding the energy efficiency of the new building. It was noted that the old GVM Annex and Great Animal hall will be turned into a community education site for jewelry and lapidary classes.

In addition, Mark Newton referenced the bond update provided in the agenda packet. **Modesto Junior College: North Hall:** The project is in construction. **Science Community Center/Great Valley Museum (GVM):** GVM is in construction. GVM Education Demonstration Center was started last month. **Columbia College: Manzanita Building Remodel:** The project will start construction this month. **Central Services: Central Services Building:** The project is in design.

A period of questions and answers related to the new traffic signal project ensued.

## 7. YCCD Measure E Budgets and Schedule

Mark Newton provided a presentation on the YCCD Budget and Schedule for CBOC members. Mark reported on the projects that were closed out and revised on the updated YCCD Measure E Budgets and Schedules. The form was updated to match up with the updates provided in the expenditure report. Discussion ensued regarding how Columbia College will be spending any remaining revenues; it was reported that finalizing the Manzanita Building project is key to understanding what amount is left over.

## 8. Bond Quarterly Expenditure/Revenue Report

CBOC members received the Quarterly Expenditure Report as part of their packet. Matt Kennedy provided a presentation on the Expenditure Revenue Report for CBOC members. As of June 30, 2014, MJC has total expenditures of about \$188.5 million, encumbered about \$7.6 million, and ends with an unencumbered balance of \$23.9 million. Columbia College has total expenditures of \$39.5 million, encumbered about \$5.9 million, and an unencumbered balance of just over \$7 million. Central Services has total expenditures of just over \$52 million, encumbered about \$1 million, and an unencumbered balance of \$25.4 million. Overall, program-wide total expenditures are just over \$280 million, encumbrances total \$15.8 million, and an end with a balance of approximately \$55.2 million. Discussion ensued regarding "lease/lease back" options.

**9. Comments from Committee Members**

Jeff Phillips commended Paul Neumann for his advocacy of the Measure E Bond while serving on the YCCD Board of Trustees. Barbara Frazer thanked CBOC members for adjusting the meeting time to start at 2:00 p.m.

**10. Adjournment**

A motion to adjourn the Citizens' Bond Oversight Committee meeting was made by Paul Neumann and seconded by Barbara Frazer. The motion carried with a vote of 6-0, all in favor.

Ayes: Matthew Rolichcheck, Jeff Phillips, Larry McElhaney, Barbara Frazer, Paul Neumann, Thomas Solomon

The meeting adjourned at 2:50 p.m.

**The next regular meeting of the Citizens' Bond Oversight Committee will be held on Thursday, December 18, 2014. Open session will begin at 2 p.m., in the YCCD Board Room, Yosemite Community College District, 2201 Blue Gum Avenue, Modesto, California. A tour of bond projects for CBOC members may precede the general meeting.**

Kitchell representative Mr. Mark Newton will provide the CBOC with an update on the progress of the Measure E Bond projects- Infrastructure Projects, MJC North Hall & Roads, Columbia College Manzanita Renovation, and a Summary Expenditure Report.

**Modesto Junior College:** *North Hall:* The project is in construction and will be complete next spring. *Science Community Center/Great Valley Museum (GVM):* GVM exhibits are being installed. GVM Storage building is in construction. *East Campus Roads:* project is in DSA for approval. *Traffic Signal:* the project has bid under budget. *West Campus Roads Project* is in design.

**Columbia College:** *Manzanita Building Remodel:* The project is in construction. Roads Phase III is in design.

**Central Services:** *Central Services Building:* The project has been submitted to the Division of the State Architect.

#### Current Modesto Junior College Projects

PROJECT	STATUS	START CONSTRUCTION
Infrastructure Increment II	Complete	February 2011
Science Community Center and GVM	GVM Exhibit Installation	July 2010
Student Services	Closeout	April 2010
Library Learning Resource	Closeout	September 2012
High Tech Center (North Hall)	Construction	September 2013
Career Transfer Center	Closeout	May 2013
MJC Traffic Signal	Bidding Complete	Nov 2014
MJC Campus Roads Project	Design	TBD

#### Current Columbia College Projects

Manzanita Building	Construction	March 2014
Sequoia Building	Complete	August 2013
Redbud (MJC Funded)	Complete	March 2013
Roads Phase I	Complete	June 2013
Roads Phase II	Construction	May 2014
Roads Phase III	Design	May 2015
Secondary Effects (Tamarack)	Complete	November 2013

#### Current Central Services Projects

Primary Data Center	Commissioning	August 2012
Secondary Data Center	Commissioning	April 2013
Shipping and Receiving	Complete	August 2012
Central Services Building	DSA Review	Winter 2015




#### Current Educational Outreach Facilities

Calaveras	Programming	Tbd
Oakdale	Property Search	Tbd
Turlock	Property Purchased	n/a
Patterson	Programming	Tbd

Definition of "Complete" for Facilities refers to "YCCD Occupancy".  
DSA= Division of State Architect.

★Denotes Attachment



YCCD Measure E Budgets and Schedules (10)	Measure E Budget (1)	Total Budget (2)	Total Construction Budget (3)	Bid Day Budget/ Construction Contract (4)	Cost/ Square Foot	2014		2015				2016					
						Q1	Q2	Q3	Q4	Q1	Q2	Q3	Q4	Q1	Q2	Q3	Q4
<b>CENTRAL SERVICES</b>																	
Ag Temp Housing	\$ 65,876	\$ 65,877			n/a												
Art Building (8)	\$ 600,000	\$ 600,000			n/a												
Capital Outlay Debt Service	\$ 14,435,000	\$ 14,435,000															
Central Services Buildings	\$ 21,000,000	\$ 21,000,000			tbd												
Central Services Master Plan	\$ 82,500	\$ 82,500			n/a												
DTSC	\$ 1,300,000	\$ 1,300,000			n/a												
Primary Data Center	\$ 8,000,000	\$ 8,000,000			tbd												
Scheduled Maintenance	\$ 10,000,000	\$ 10,000,000			n/a												
Secondary Data Center	\$ 3,500,000	\$ 3,500,000			tbd												
Technology Infrastructure	\$ 10,000,000	\$ 10,000,000			n/a												
Shipping and Receiving [new]	\$ 5,500,000	\$ 5,500,000	\$ 4,257,067	\$ 3,831,879	\$ 220												
CC Logistics Center	\$ 995,897	\$ 995,897	\$ 675,000	\$ 675,000	\$ 703												
Patterson Planning	\$ 1,093,484	\$ 1,093,484															
Central Services Contingency (7)	\$ 1,996,243	\$ 1,996,243															
<b>SUBTOTAL - Central Services</b>	<b>\$ 78,569,000</b>	<b>\$ 78,569,001</b>	<b>(includes \$30M investment income)</b>														
<b>Total Projects Budget</b>	<b>\$ 351,173,999</b>	<b>\$ 364,789,167</b>															
<b>Original Measure E Bond</b>	<b>\$ 321,173,999</b>																
<b>LEGEND</b>			<b>FOOTNOTES</b>														
Design/ Approvals/ Bidding/ Site Procurement		Cost Estimate		Value Engineering													
Construction		Cost Estimate															
Kitchell CEM																	
10/22/2014																	

- (1) Total project budget as adopted by the Board of Trustees.
- (2) Total project funding available to the project, including any local, state and grant funding.
- (3) Includes Group II, change order contingency and moving costs.
- (4) Bid day target that includes current day projected costs plus any
- (5) Not used.
- (6) Design duration includes state FPP submittal and review period from July 08 to January 2009.
- (7) Contingencies include both colleges and Central Services.
- (8) Art Building funded by MJC and Central Services.
- (9) Previous expenditures.
- (10) Document amended per Board of Trustees approved Program Management Plan (5/11/11).
- (11) Lighting Retrofit, Marquee Sign West Campus, and West Campus Entrance Traffic Signal projects have been moved to Fund 41.



Bus Service Loop/Disabled Parking Lot
Secondary Access Road
Public Safety Center
Madrone Bldg Modernization
Child Development Center
Science Natural Resources
Sequoia Building
Manzanita Building
Calaveras Educational Site
Oakdale Educational Site
Roadways Phase I
Roadways Phase II
Roadways Phase III
Swing Space
Manzanita Secondary Effects
College Contingency

**TOTAL**  
Budget (Over) or Under

PROPOSED BUDGET ADJUSTMENTS		
Board Approved <sup>1</sup>	CC Proposed Budget Revisions	Project Status
\$ 678,895	\$ 678,895	Closed Out
\$ 520,163	\$ 520,163	Closed Out
\$ 2,105,553	\$ 2,105,553	Closed Out
\$ 2,922,998	\$ 2,922,998	Closed Out
\$ 8,902,269	\$ 8,902,269	Closed Out
\$ 17,900,000	\$ 17,743,350	Closed Out
\$ 1,340,480	\$ 1,340,480	Complete
\$ 9,235,075	\$ 9,235,075	In Construction
\$ 4,000,000	\$ 4,000,000	Programming
\$ 1,000,000	\$ 48,577	On Hold
\$ 1,296,593	\$ 825,015	Complete
\$ 1,110,632	\$ 1,648,337	In Construction
\$ 435,465	\$ 1,477,411	In Design
\$ 125,000	\$ 125,000	Complete
\$ 325,000	\$ 325,000	Complete
\$ 596,877	\$ 596,877	
<b>\$ 52,495,000</b>	<b>\$ 52,495,000</b>	

**NOTES:**

1 Accepted by the Board of Trustees on 6/11/14

12/10/2014



**YCCD Measure E Bond  
Expenditure Report  
Fiscal Year 2014 - 2015**

Expenditure Report By College	Current Budget 06/30/14	Previous Fiscal Years (2004-2014) Expenditures	Current Fiscal Year (2014-2015) Expenditures	Total Expenditures as of 09/30/14	Encumbrances	Unencumbered Balance
<b>Modesto Junior College<sup>1</sup></b>						
17	Auditorium Renovation/Addition	\$ 19,566,199.54	\$ 19,566,199.54	\$ -	\$ 19,566,199.54	\$ -
15c	Ag-Modular Living Units	\$ 3,149,906.74	\$ 3,149,906.74	\$ -	\$ 3,149,906.74	\$ -
15d	Ag-Animal Facilities	\$ 2,017,277.69	\$ 2,017,277.69	\$ -	\$ 2,017,277.69	\$ -
15e	Ag-Multipurpose Pavilion	\$ 16,766,508.00	\$ 16,701,861.82	\$ -	\$ 16,701,861.82	\$ 64,646.18
16	**Allied Health & Life Sciences Building	\$ 25,360,225.00	\$ 25,015,483.65	\$ 77,385.31	\$ 25,092,868.96	\$ 267,356.04
	**Art Building	\$ 579,379.00	\$ 579,379.00	\$ -	\$ 579,379.00	\$ -
	Campus Way Parking Lot	\$ 1,300,480.29	\$ 1,300,480.29	\$ -	\$ 1,300,480.29	\$ (0.00)
8	Founders Hall	\$ 11,739,920.00	\$ 11,739,920.00	\$ -	\$ 11,739,920.00	\$ 0.00
22	High Technology Center	\$ 17,750,000.00	\$ 8,867,038.70	\$ 2,080,741.08	\$ 10,947,779.78	\$ 4,127,648.68
	**Interim Housing	\$ 3,000,000.00	\$ 2,674,426.52	\$ 5,532.43	\$ 2,679,958.95	\$ 6,369.78
23	**Library & Learning Resources Center	\$ 9,495,145.00	\$ 9,007,642.27	\$ 37,185.98	\$ 9,044,828.25	\$ 56,677.07
	**Loop Road	\$ 4,480,122.00	\$ 3,707,034.52	\$ 251.40	\$ 3,707,285.92	\$ 13,803.75
	**Utility Infrastructure	\$ 4,480,122.00	\$ 3,666,707.48	\$ 251.41	\$ 3,666,958.89	\$ 13,803.75
2	Parking Structure/Lot	\$ 3,828,528.73	\$ 3,828,528.73	\$ -	\$ 3,828,528.73	\$ (0.00)
32	Patterson Educational Site	\$ 5,037,370.00	\$ 1,443,672.46	\$ -	\$ 1,443,672.46	\$ 54,403.31
27a	**Science Community Center	\$ 59,650,000.00	\$ 58,861,382.13	\$ 88,821.79	\$ 58,950,203.92	\$ 377,266.84
	GVM Education Demonstration Center	\$ 3,165,000.00	\$ 272,009.57	\$ 148,428.52	\$ 420,438.09	\$ 1,194,571.98
28	Softball Complex	\$ 1,531,512.90	\$ 1,531,512.90	\$ -	\$ 1,531,512.90	\$ -
	Student Center/Career Transfer	\$ 450,000.00	\$ 429,158.38	\$ -	\$ 429,158.38	\$ -
14	**Student Services Building	\$ 14,523,403.00	\$ 12,310,121.00	\$ 17,307.39	\$ 12,327,428.39	\$ 16,260.16
31	Turlock Educational Site	\$ 1,150,000.00	\$ 1,091,363.25	\$ -	\$ 1,091,363.25	\$ -
	West Campus Parking Lot	\$ 755,109.13	\$ 755,109.13	\$ -	\$ 755,109.13	\$ (0.00)
	West Campus - Entry Road Area #2A	\$ 93,000.00	\$ 92.70	\$ 0.50	\$ 93.20	\$ 92,906.80
	West Campus - Parking Area #1	\$ 2,040,000.00	\$ 2,033.67	\$ 4,610.84	\$ 6,644.51	\$ 4,000.00
	West Campus - Loop Road Area #3	\$ 663,000.00	\$ 660.94	\$ 3.52	\$ 664.46	\$ -
	West Campus - Loop Road Area #4	\$ 476,000.00	\$ 474.52	\$ 2.54	\$ 477.06	\$ -
	West Campus - Loop Road Area #5	\$ 2,778,000.00	\$ 2,769.40	\$ 14.77	\$ 2,784.17	\$ -
	West Campus - Brink Entry Area #6	\$ 1,235,000.00	\$ 1,231.17	\$ 6.56	\$ 1,237.73	\$ -
	East Campus - Roads & Pathways	\$ 1,339,000.00	\$ 10,292.78	\$ 40,743.03	\$ 51,035.81	\$ 51,000.50
	College Contingency	\$ 1,709,790.98	\$ -	\$ -	\$ -	\$ -
	<b>SUBTOTAL</b>	<b>\$ 220,110,000.00</b>	<b>\$ 188,533,770.95</b>	<b>\$ 2,501,287.07</b>	<b>\$ 191,035,058.02</b>	<b>\$ 5,915,805.82</b>
<b>Columbia College<sup>2</sup></b>						
33	Bike Lanes & Pedestrian Paths <sup>a</sup>	\$ -	\$ -	\$ -	\$ -	\$ -
34	Bus Service Loop/Disabled Parking Lot	\$ 678,895.49	\$ 678,895.49	\$ -	\$ 678,895.49	\$ -
49	Calaveras Educational Site	\$ 4,000,000.00	\$ 1,230,750.71	\$ -	\$ 1,230,750.71	\$ 192,234.84
42	Child Development Center	\$ 8,902,268.85	\$ 8,902,268.85	\$ -	\$ 8,902,268.85	\$ (0.00)
39	Madrone Building	\$ 2,922,998.07	\$ 2,922,998.07	\$ -	\$ 2,922,998.07	\$ -
40	Manzanita Building	\$ 9,235,075.00	\$ 2,886,708.44	\$ 1,050,929.49	\$ 3,937,637.93	\$ 3,973,765.32
52	Oakdale Educational Site	\$ 1,000,000.00	\$ 43,576.64	\$ -	\$ 43,576.64	\$ 1,750.00
35	Parking Lots <sup>a</sup>	\$ -	\$ -	\$ -	\$ -	\$ -
36	Public Safety Center	\$ 2,105,553.18	\$ 2,105,553.18	\$ -	\$ 2,105,553.18	\$ -
45	Science & Natural Resources Building	\$ 17,900,000.00	\$ 17,743,350.42	\$ -	\$ 17,743,350.42	\$ 156,649.58
37	Secondary Access Road	\$ 520,163.48	\$ 520,163.48	\$ -	\$ 520,163.48	\$ -
	Sequoia Modernization	\$ 1,340,480.00	\$ 1,168,899.43	\$ 58,939.16	\$ 1,227,838.59	\$ 29,162.04
	**Roadways Phase I <sup>a</sup>	\$ 1,296,593.00	\$ 711,929.34	\$ 25,491.62	\$ 737,420.96	\$ 48,630.34
	Roadways Phase II <sup>a</sup>	\$ 1,110,632.00	\$ 305,739.79	\$ 655,722.20	\$ 961,461.99	\$ 40,527.71
	Roadways Phase III <sup>a</sup>	\$ 435,465.00	\$ 29,259.09	\$ 9.35	\$ 29,268.44	\$ -
	Swing Space	\$ 125,000.00	\$ 117,447.06	\$ 2.68	\$ 117,449.74	\$ -
	**Manzanita Secondary Effects	\$ 325,000.00	\$ 179,577.88	\$ 6,630.15	\$ 186,208.03	\$ 2,251.63
	College Contingency	\$ 596,875.93	\$ -	\$ -	\$ -	\$ -
	<b>SUBTOTAL</b>	<b>\$ 52,495,000.00</b>	<b>\$ 39,547,117.87</b>	<b>\$ 1,797,724.65</b>	<b>\$ 41,344,842.52</b>	<b>\$ 4,288,321.88</b>

**YCCD Measure E Bond  
Expenditure Report  
Fiscal Year 2014 - 2015**

Expenditure Report By College	Current Budget 06/30/14	Previous Fiscal Years (2004-2014) Expenditures	Current Fiscal Year (2014-2015) Expenditures	Total Expenditures as of 09/30/14	Encumbrances	Unencumbered Balance
<b>Central Services<sup>3</sup></b>						
Ag-Trailers	\$ 65,876.48	\$ 65,876.48	\$ -	\$ 65,876.48	\$ -	\$ (0.00)
**Art Building	\$ 600,000.00	\$ 585,841.46	\$ 552.00	\$ 586,393.46	\$ 1,306.67	\$ 12,299.87
Capital Outlay Debt Service	\$ 14,435,000.00	\$ 14,435,000.00	\$ -	\$ 14,435,000.00	\$ -	\$ -
50 Central Services Buildings	\$ 21,000,000.00	\$ 1,297,586.85	\$ 16,699.44	\$ 1,314,286.29	\$ 559,915.80	\$ 19,125,797.91
Central Services Master Plan	\$ 82,500.00	\$ 82,500.00	\$ -	\$ 82,500.00	\$ -	\$ -
DTSC	\$ 1,300,000.00	\$ 1,046,873.47	\$ 36,332.76	\$ 1,083,206.23	\$ 157,840.48	\$ 58,953.29
**Primary Data Center	\$ 8,000,000.00	\$ 5,770,589.96	\$ 43,175.95	\$ 5,813,765.91	\$ 159,964.15	\$ 2,026,269.94
Scheduled Maintenance	\$ 10,000,000.00	\$ 10,000,000.00	\$ -	\$ 10,000,000.00	\$ -	\$ -
**Secondary Data Center	\$ 3,500,000.00	\$ 3,153,743.81	\$ 6,723.12	\$ 3,160,466.93	\$ 77,241.87	\$ 262,291.20
Technology Infrastructure	\$ 10,000,000.00	\$ 9,847,929.60	\$ -	\$ 9,847,929.60	\$ -	\$ 152,070.40
**Shipping and Receiving	\$ 5,500,000.00	\$ 3,868,840.63	\$ 26,947.25	\$ 3,895,787.88	\$ 5.00	\$ 1,604,207.12
Logistics Center	\$ 995,896.57	\$ 995,896.57	\$ -	\$ 995,896.57	\$ -	\$ (0.00)
Patterson Planning	\$ 1,093,484.00	\$ 855,409.00	\$ -	\$ 855,409.00	\$ 238,075.00	\$ -
Central Services Contingency	\$ 1,996,242.95	\$ -	\$ -	\$ -	\$ -	\$ 1,996,242.95
<b>SUBTOTAL</b>	<b>\$ 78,569,000.00</b>	<b>\$ 52,006,087.83</b>	<b>\$ 130,430.52</b>	<b>\$ 52,136,518.35</b>	<b>\$ 1,194,348.97</b>	<b>\$ 25,238,132.68</b>
General Fund Program Wide	\$ -	\$ -	\$ -	\$ -	\$ 1,071,179.12	\$ (1,071,179.12)
<b>TOTAL PROJECT BUDGET</b>	<b>\$ 351,174,000.00</b>	<b>\$ 280,086,976.65</b>	<b>\$ 4,429,442.24</b>	<b>\$ 284,516,418.89</b>	<b>\$ 12,469,655.79</b>	<b>\$ 54,187,925.32</b>

**PROJECT CLOSED**

\*\*Construction Complete

<sup>1</sup>Board Approved revised budget at February 2014 meeting

<sup>2</sup>Board Approved revised budget at June 2014 meeting

<sup>3</sup>Board Approved revised budget at October 2013 meeting

<sup>4</sup>CC Bike Lanes & Pedestrian Paths and CC Parking Lots projects expenses have been rolled into CC Roadways Phase I, CC Roadways Phase II, and CC Roadways Phase III