



Yosemite Community
College District

MEASURE E - CITIZENS' BOND OVERSIGHT COMMITTEE

April 3, 2013 — 6:00 p.m.

Yosemite Community College District
YCCD – Board Room
2201 Blue Gum Avenue
Modesto, CA

MEETING AGENDA

6:00 p.m. OPEN SESSION

1. Call to Order
2. Comments from the Public
3. Committee Membership Update
 - a. Introduction of New Members - Barbara Frazer (Senior Citizen Organization) and Gordon R. Molloy (At-Large)
4. ☆Approval of Minutes of January 3, 2013 Meeting
5. ☆ 2014 CBOC Tentative Meeting Schedule
6. ☆Bond Update
7. ☆ YCCD Measure E Budgets and Schedules
8. ☆Bond Quarterly Expenditure/Revenue Report
9. Comments from Committee Members
10. Adjournment

☆ Denotes Attachment

ANNOUNCEMENTS

The next regular meeting of the Citizens' Bond Oversight Committee will be held on Wednesday, July 3, 2013. Open session will begin at 6:00 p.m., in the Manzanita Community Education Room, Columbia College, 11600 Columbia College Drive, Sonora, California. A tour of bond projects for CBOC members may precede the general meeting.

Yosemite Community College District

Measure E Citizens' Bond Oversight Committee Meeting Minutes

YCCD Board Room
January 3 2013, 6:00 p.m.

Members Present: Lee DeLano, Matthew Rollicheck, Verle Bartels, Billie Taylor, Frank "Del" Hodges, Paul Neumann, Mike Sharif, Jeff Phillips

Members Absent: Lyndi Love-Haning

Others Present: Gary Whitfield, Mark Newton, Matt Kennedy, Michael Guerra, Tim Nesmith, Nick Stavrianoudakis, Teresa Scott, Graciela Molina (recorder)

1. Call to Order

Citizens' Bond Oversight Committee (CBOC) Meeting was called to order by Chair Matthew Rollicheck at 6:00 p.m. in the YCCD Board Room.

2. Comments from the Public

No comments from the public.

3. Approval of Minutes of October 3, 2012 Meeting

A motion to approve the meeting Minutes of October 3, 2012, was made by Mike Sharif and seconded by Paul Neumann. The motion carried with a vote of 8-0, all in favor.

4. General Obligation Measure E Audit Report

Teresa Scott provided an overview of the reports: Report to the Board of Trustees, the Financial Statements with Independent Auditors' Reports, and the Performance Audit Report (2nd new requirement for Prop 39 - tests in greater detail to confirm whether the funds expended are appropriate), which were previously provided to CBOC members. **Report to the Board of Trustees:** The report covers the scope of the audit and any difficulties that came from the audit. Overall, the audit was good. There were no findings, and auditors provided us the highest unqualified opinion which is the best. It was noted that auditors looked at both state and federal compliance. **Financial Statements with Independent Auditors' Reports:** Teresa Scott reviewed the independent auditors report and financial statements. Inquiries arose regarding the 2005 Series B taxable bonds and discussion ensued. YCCD relies on the experts to structure bonds. When it is attractive to do so, we will look at refinancing. **Performance Audit:** This audit restates the role of the District and the auditors. Again, there were no findings and interactions or encounters found throughout this process.

Following a comment regarding project savings due to lowered construction costs, Teresa Scott reported that each college has their way of reallocating and moving funds into contingency accounts. In response to another inquiry, she noted that the District pays for all audits: Board of Trustees, Citizens' Bond Oversight Committee and college foundations.

5. Bond Update

Kitchell representative Mr. Mark Newton provided presentations highlighting the following Bond Projects: Columbia College Redbud, Sequoia and Manzanita Buildings; the Data Centers, MJC West Campus Projects, and the MJC Library Project.

CC Redbud, Sequoia and Manzanita Building: As Columbia College went through the Master Planning process the Sequoia and Manzanita Buildings were identified as priority projects. REDBUD remodeled for MJC Nursing to accommodate a nursing program and is due to be complete in the summer of 2013. SEQUOIA will be swing space for the Manzanita renovation and its new use will be for the Math program. The timeline was broken down to serve multi use before final use. MANZANITA remodel to consolidate the student services functions as a one stop shop for students. Discussion ensued regarding the Columbia College Campus Facilities Master Plan, prioritization, and time frame; it was noted that the process was comprehensive and included the entire college community and represents the best use of funds. **Data Centers:** MJC Primary Data Center is a utilitarian building about 45,000 square feet used, some storage, servers, etc. Project started August 2012, expected completion in summer of 2013, and migration is anticipated for December 2013.

MJC Library: Mark Newton reported this project is technically two different buildings, the original library and an addition built sometime between 1950 and 1960. The plan is to migrate the building into a true integrated learning center that will provide additional resources other than books like computer support, creating quiet and noisy areas that allow for dialogue among students.

Discussion ensued about the Library and the Science building. A report regarding the stop light was provided. YCCD conducted an independent traffic study, presented it to the City of Modesto and they have changed their position. The City is now in support of the signal at the entrance of the MJC West Campus. The YCCD will fund the stop light as a project and will design a signalization to that entrance to help protect the students' safe crossing at Blue Gum. The District has retained control over project to obtain maximized control. With the City's cooperation the District hopes to be in construction during the summer when the campus is at its lowest use.

Kitchell representative Mr. Mark Newton provided the Board with an update on the progress of the Measure E Bond projects. **Modesto Junior College:** *West Campus Parking Lot:* construction will be complete this month. *High Tech (North Hall):* The project has been approved by DSA. Project is preparing to bid. Start of construction is contingent on move from the existing Science East. *Allied Health Phase Two:* Redbud building is to begin bidding. *Infrastructure Phase Three:* Work to continue through the spring semester. *Career Transfer Center:* Submitted to DSA. **Columbia College:** *Manzanita Building Remodel:* The project

is currently in design. *Sequoia Building*: The project is in design. **Central Services**: *Primary Data Center* is in construction. *Secondary Data Center* is in DSA review. *Shipping and Receiving* is in construction. The new *Central Services Building* will begin design next month.

6. YCCD Measure E Budgets and Schedule

Mark Newton provided an overview of the Budgets and Schedules report. A revised document was provided at the beginning of the meeting which includes two columns (Projected Cost to Complete and Projected Balance). Columbia College project budgets have been revised according to YCCD Board of Trustee approval of the Facility Master Plan; the High Tech Center is now being referred to as the North Hall. It was reported that Central Services waited on the Central Services Building until colleges were fully funded.

7. Bond Quarterly Expenditure/Revenue Report

Mark Newton provided the Measure E Quarterly Expense Report. As of October 31, 2012, MJC has total expenditures of about \$159.4 million, encumbered \$15.2 million, and ends with an unencumbered balance of \$45.3 million. Columbia College has total expenditures of \$34.3 million, encumbered just over \$1 million, and an unencumbered balance of \$17 million. Central Services has total expenditures of just over \$39.5 million, encumbered \$8.4 million, and an unencumbered balance of \$25.6 million. Program-wide total expenditures of just under \$233.4 million, encumbrances totaling \$26.1 million, and an ending balance of approximately \$86.6 million.

Discussion ensued with respect to the Patterson Educational Center. It was reported that a Board of Trustee study session is being planned to discuss the next steps regarding educational centers.

8. Committee Membership Update

Nick Stavrianoudakis provided an overview of the current membership and where members stand regarding their service on the board. Two CBOC members term out of office on March 11, 2013. Teresa Scott distributed certificates of appreciation to Billie Taylor and Verle Bartels in honor of their service. Five members are eligible for a second term of two years and will notify the Chancellor's Office of their interest in continuing their service. Based on CBOC member responses the District will recruit to fill any existing vacancies.

9. Nomination and Election of CBOC Chair

Chair Matthew Rollicheck opened nominations for the position of CBOC chair. The member nominated was Matthew Rollicheck. Following a brief discussion a motion was made by Jeff Phillips to nominate Matthew Rollicheck as CBOC chair and seconded by Mike Sharif. The motion carried with a vote of 8-0. Nominations were then opened for the position of CBOC vice chair. Jeff Phillips was nominated. Following a brief discussion, a motion was made by Mike Sharif to

nominate Jeff Phillips as CBOC vice chair and seconded by Matthew Rollicheck. The motion carried with a vote of 8-0.

10. Comments from Committee Members

Billie Taylor stated she really enjoyed serving on the CBOC; watching projects come online has been exciting and Modesto should be very proud. Mike Sharif thanks the District for appointing him to serve and stated he will transfer to Sacramento State University. He is encouraging MJC student senate to seek a replacement to apply for the MJC student representative position on the CBOC. Frank Del Hodges distributed information to fellow CBOC members regarding the California League of Bond Oversight Committees (CaLBOC). Matt Rollicheck thanked the members ending their service on the CBOC.

11. Adjournment

A motion to adjourn the meeting by Matt and seconded by Jeff. The motion carried with a vote of 8-0. The Citizens' Bond Oversight Committee meeting was adjourned at 7:30 p.m.

The next meeting of the Citizens' Bond Oversight Committee will be held on Thursday, April 3, 2013, at 6:00 p.m., in the Yosemite Community College District Board Room. A tour may precede the general meeting.

YOSEMITE COMMUNITY COLLEGE DISTRICT

Measure E

Citizens' Bond Oversight Committee

TENTATIVE MEETING SCHEDULE — 2014

Meeting Date	Meeting Time	Location	Agenda Items Due to Chair
Thursday, January 2, 2014 <i>Auditor's Report Meeting</i>	6:00 – 7:00 p.m.	YCCD Board Room	December 6, 2013
Wednesday, April 2, 2014	6:00 – 7:00 p.m.	YCCD Board Room	March 7, 2014
Wednesday, July 2, 2014	6:00 – 7:00 p.m.	Columbia College	June 6, 2014
Wednesday, October 1, 2014 <i>Annual Report Meeting</i>	6:00 – 7:00 p.m.	YCCD Board Room	September 5, 2014

Kitchell representative Mr. Mark Newton will provide Citizens' Bond Oversight Committee with an update on the progress of the Measure E Bond projects and will also present an expenditure report for review and approval.

Modesto Junior College: *High Tech (North Hall):* The project has started the bid process. Start of construction is contingent on move from the existing Science East. *Allied Health Phase Two: Redbud* went out to bid and notice to proceed has been issued to contractor. *Infrastructure Phase Three:* Work to continue through the spring semester. *Career Transfer Center:* Project to start bidding.

Columbia College: *Manzanita Building Remodel:* The project is currently in design. *Sequoia Building:* The project is in design.

Central Services: *Primary Data Center* is in construction. *Secondary Data Center* is bidding. *Shipping and Receiving* is in construction. The new *Central Services Building* has started design

Current Modesto Junior College Projects

PROJECT	STATUS	START CONSTRUCTION
Infrastructure Increment II	Construction	February 2011
Science Community Center & GVM	Construction	July 2010
Student Services	Closeout	April 2010
Library Learning Resource	Construction	September 2012
High Tech Center (North Hall)	Pre-Bid Phase	June 2013
Career Transfer Center	DSA Review	February 2013

Current Columbia College Projects

Manzanita Building	Design	March 2014
Sequoia Building	Design	August 2013
Redbud (MJC Funded)	DSA Review	March 2013

Current Central Services Projects











Primary Data Center	Construction	August 2012
Secondary Data Center	DSA Review	March 2013
Shipping and Receiving	Construction	August 2012
Central Services Building	Pre-Design	Fall 2015

Current Educational Outreach Facilities

Calaveras	Design	Tbd
Oakdale	Property Search	Tbd
Turlock	Property Search	Tbd
Patterson	Design	Tbd

Definition of "Complete" for Facilities refers to "YCCD Occupancy".
DSA= Division of State Architect.

YCCD Measure E Budgets and Schedules ⁽¹⁰⁾	Measure E Budget (1)	Total Budget (2)	Total Construction Budget (3)	Bid Day Budget/ Construction Contract (4)	Cost/ Square Foot	Projected Cost to Complete	Projected Balance	2011		2012		2013		2014		2015							
								Q1	Q2	Q3	Q4	Q1	Q2	Q3	Q4	Q1	Q2	Q3	Q4	Q1	Q2	Q3	Q4
								Gantt chart showing project completion status across quarters for years 2011-2015.															
MODESTO JUNIOR COLLEGE																							
Auditorium	\$ 19,566,200	\$ 33,093,000	\$ 31,160,000	\$ 26,990,000	\$ 591	\$ 19,566,200	\$ -	COMPLETE															
Ag-Modular Living Units	\$ 3,149,907	\$ 3,149,907	\$ 2,332,422	\$ -		\$ 3,149,907	\$ 0																
Site Units				\$ 655,000	\$ 65																		
Units				\$ 1,402,000	\$ 139																		
Ag-Animal Facilities Renovation	\$ 2,017,277	\$ 2,017,277	\$ 1,802,500	\$ 1,530,020	\$ 34	\$ 2,017,278	\$ (0)																
Ag Multipurpose Pavilion Facility	\$ 17,659,690	\$ 17,659,690	\$ 11,252,827	\$ 8,243,000	\$ 137	\$ 17,520,639	\$ 139,051	COMPLETE															
Allied Health Life Sciences Redbud Distance Education	\$ 25,360,225	\$ 25,360,225	\$ 16,396,678	\$ 10,266,000	\$ 294	\$ 25,360,225	\$ -	COMPLETE															
Art Building	\$ 579,379	\$ 579,379						COMPLETE															
Campus Way Parking Lot	\$ 1,300,480	\$ 1,300,480	\$ 565,000	\$ 320,623	\$ 5	\$ 1,300,480	\$ -	COMPLETE															
Founders Hall Modernization	\$ 12,065,000	\$ 12,065,000	\$ 8,945,078	\$ 6,598,000	\$ 93	\$ 12,065,000	\$ -	COMPLETE															
High Tech Center (North Hall)	\$ 16,000,000	\$ 16,000,000	\$ 12,589,366	\$ 9,811,997	\$ 179	\$ 16,000,000	\$ -																
Interim Housing	\$ 3,000,000	\$ 3,000,000	\$ 2,253,000	\$ 1,738,419	\$ 44	\$ 2,802,787	\$ 197,213																
Library/Learning Resources Ctr (6)	\$ 9,495,145	\$ 9,495,145	\$ 7,080,514	\$ 4,800,000	\$ 104	\$ 9,485,145	\$ 10,000																
Loop Road/Infrastructure (Increment I)	\$ 4,480,122	\$ 4,480,122	\$ 3,850,000	\$ 2,099,000	n/a	\$ 4,480,122	\$ -	COMPLETE															
Loop Road/Infrastructure (Increment II)	\$ 4,480,122	\$ 4,480,122	\$ 3,850,000	\$ 2,555,000	n/a	\$ 4,480,122	\$ -	COMPLETE															
Parking Structure/Lot	\$ 3,916,895	\$ 3,916,895	\$ 2,080,798	\$ 1,194,419	n/a	\$ 3,225,939	\$ 690,956																
Patterson Educational Site	\$ 5,037,370	\$ 5,037,370	\$ 3,803,872	\$ 3,137,146	\$ 325	\$ 5,037,370	\$ -																
Science Community Center & GVM	\$ 70,000,000	\$ 70,000,000	\$ 51,050,342	\$ 35,212,250	\$ 321	\$ 66,554,889	\$ 3,445,111																
Outdoor Education																							
Softball Complex	\$ 1,531,513	\$ 1,531,513	\$ 699,343	\$ 603,420	n/a	\$ 1,531,513	\$ -																
Field			\$ 481,472	\$ 421,165	\$ 390																		
Concessions																							
Student Center/Career Transfer	\$ 450,000	\$ 450,000	\$ 450,000	\$ 450,000	n/a	\$ 450,000	\$ -																
Student Services New	\$ 14,523,403	\$ 14,523,403	\$ 12,078,487	\$ 6,716,223	\$ 280	\$ 14,523,403	\$ -	COMPLETE															
Turlock Educational Site	\$ 937,185	\$ 937,185	\$ 937,185	\$ 937,185	n/a	\$ 937,185	\$ -																
West Campus Parking Lot	\$ 850,000	\$ 850,000				\$ 850,000	\$ -	COMPLETE															
College Contingency	\$ 3,710,087	\$ 3,710,087				\$ -	\$ 3,710,087																
SUBTOTAL - Modesto Junior College	\$ 220,110,000	\$ 233,636,801				\$ 8,192,418																	
COLUMBIA COLLEGE																							
Bike Lanes and Pedestrian Paths	\$ 18,957	\$ 18,957	\$ 484,703	\$ 478,858	n/a	\$ 18,957	\$ -	COMPLETE															
Bus Service Loop/Disabled Parking Lot	\$ 678,895	\$ 678,895				\$ 650,000	\$ 28,895	COMPLETE															
Calaveras Educational Site	\$ 4,000,000	\$ 4,000,000	\$ 1,924,350	\$ 1,555,000	\$ 154	\$ 4,000,000	\$ -																
Child Development Center	\$ 8,934,757	\$ 8,934,757	\$ 6,809,538	\$ 5,804,000	\$ 397	\$ 8,934,757	\$ -																
Madrone Building Modernization	\$ 2,922,998	\$ 2,922,998	\$ 2,767,566	\$ 1,695,552	\$ 224	\$ 2,928,712	\$ (5,714)																
Manzanita Building	\$ 9,235,075	\$ 9,235,075	\$ 7,185,000	\$ 6,000,000		\$ 9,235,075	\$ -																
Oakdale Educational Site	\$ 1,000,000	\$ 1,000,000	\$ 1,000,000	\$ 1,000,000	n/a	\$ 1,000,000	\$ -																
Parking Lots	\$ 173,190	\$ 173,190	\$ 173,190	\$ 173,190	n/a	\$ 173,190	\$ -	COMPLETE															
Public Safety Center	\$ 2,105,553	\$ 2,105,553	\$ 1,668,952	\$ 1,502,423	\$ 255	\$ 2,105,553	\$ -																
Science Natural Resources	\$ 17,900,000	\$ 17,900,000	\$ 13,002,549	\$ 11,481,608	\$ 341	\$ 17,900,000	\$ -	COMPLETE															
Secondary Access Road	\$ 520,163	\$ 520,163				\$ 520,163	\$ -																
Sequoia Building	\$ 1,340,480	\$ 1,340,480	\$ 912,000	\$ 750,000		\$ 1,656,725	\$ (316,245)																
Roadways Phase 1	\$ 1,208,952	\$ 1,208,952				\$ 1,208,952	\$ -																
Roadways Phase 2	\$ 1,035,561	\$ 1,035,561				\$ 1,035,561	\$ -																
Roadways Phase 3	\$ 406,030	\$ 406,030				\$ 406,030	\$ -																
Swing Space	\$ 125,000	\$ 125,000				\$ 125,000	\$ -																
Mazanita Secondary Effect	\$ 325,000	\$ 325,000				\$ 325,000	\$ -																
College Contingency	\$ 564,389	\$ 564,389				\$ -	\$ 564,389																
SUBTOTAL - Columbia College	\$ 52,495,000	\$ 52,495,000				\$ 271,325																	

YCCD Measure E Budgets and Schedules ⁽¹⁰⁾	Measure E Budget (1)	Total Budget (2)	Total Construction Budget (3)	Bid Day Budget/ Construction Contract (4)	Cost/ Square Foot	Projected Cost to Complete	Projected Balance	2011		2012		2013		2014		2015							
								Q1	Q2	Q3	Q4	Q1	Q2	Q3	Q4	Q1	Q2	Q3	Q4	Q1	Q2	Q3	Q4
CENTRAL SERVICES																							
Ag Temp Housing	\$ 65,877	\$ 65,877			n/a	\$ 65,877	\$ -																
Art Building (8)	\$ 600,000	\$ 600,000			n/a	\$ 600,000	\$ -			COMPLETE													
Capital Outlay Debt Service	\$ 14,435,000	\$ 14,435,000				\$ 14,435,000	\$ -																
Central Services Buildings	\$ 14,900,000	\$ 14,900,000			tbd	\$ 14,900,000	\$ -																
Central Services Master Plan	\$ 82,500	\$ 82,500			n/a	\$ 82,500	\$ -										Complete June 2015						
DTSC	\$ 1,300,000	\$ 1,300,000			n/a	\$ 1,300,000	\$ -																
Primary Data Center	\$ 8,000,000	\$ 8,000,000			tbd	\$ 8,000,000	\$ -										Complete August 2013						
Scheduled Maintenance	\$ 10,000,000	\$ 10,000,000			n/a	\$ 10,000,000	\$ -										Complete December 2012						
Secondary Data Center	\$ 3,500,000	\$ 3,500,000			tbd	\$ 3,500,000	\$ -										Complete December 2013						
Technology Infrastructure	\$ 10,000,000	\$ 10,000,000			n/a	\$ 10,000,000	\$ -	COMPLETE															
Shipping and Receiving [new]	\$ 5,500,000	\$ 5,500,000	\$ 4,257,067	\$ 3,831,879	\$ 220	\$ 5,500,000	\$ -										Complete September 2013						
CC Facilities Operations Office	\$ 1,000,000	\$ 1,000,000	\$ 675,000	\$ 675,000	\$ 703	\$ 972,535	\$ 27,465			COMPLETE													
Patterson Planning	\$ 1,093,484	\$ 1,093,484				\$ 1,093,484	\$ -																
Central Services Contingency (7)	\$ 3,092,139	\$ 3,092,139				\$ -	\$ 3,092,139																
SUBTOTAL - Central Services	\$ 73,569,000	\$ 73,569,000	(includes \$20M investment income)					\$ 3,119,604															
Total Projects Budget	\$ 346,174,000	\$ 359,700,801																					
Original Measure E Bond	\$ 326,174,000																						
LEGEND			FOOTNOTES																				
Design/ Approvals/ Bidding/ Site Procurement		Cost Estimate	(1) Total project budget as adopted by the Board of Trustees (1/11/2012).																				
Construction		Value Engineering	(2) Total project funding available to the project, including any local, state and grant funding.																				
		Cost Estimate	(3) Includes Group II, change order contingency and moving costs.																				
		Cost Estimate	(4) Bid day target that includes current day projected costs plus any escalation.																				
			(5) Not used.																				
			(6) Design duration includes state FPP submittal and review period from July 08 to January 2009.																				
			(7) Contingencies include both colleges and Central Services.																				
			(8) Art Building funded by MJC and Central Services.																				
			(9) Previous expenditures.																				
			(10) Document amended per Board of Trustees approved Program Management Plan (5/11/11).																				
Kitchell CEM 2/25/2013																							

**YCCD Measure E Bond
Quarterly Expenditure Report
Fiscal Year 2012 - 2013**

Expenditure Report By College	Current Budget 8/9/12	Previous Fiscal Year (2004-2012) Expenditures	Current Fiscal Year (2012-2013) Expenditures	Total Expenditures as of 2/01/13	Encumbrances	Unencumbered Balance
Modesto Junior College¹						
17 Auditorium Renovation/Addition	\$ 19,566,199.54	\$ 19,566,199.54	\$ -	\$ 19,566,199.54	\$ -	\$ -
15c Ag-Modular Living Units	\$ 3,149,906.74	\$ 3,149,906.74	\$ -	\$ 3,149,906.74	\$ -	\$ -
15d Ag-Animal Facilities	\$ 2,017,277.69	\$ 2,017,277.69	\$ -	\$ 2,017,277.69	\$ -	\$ 0.00
15e **Ag-Multipurpose Pavilion	\$ 17,659,690.00	\$ 15,581,146.82	\$ 823,187.43	\$ 16,404,334.25	\$ 618,763.39	\$ 636,592.36
16 **Allied Health & Life Sciences Building	\$ 25,360,225.00	\$ 22,992,466.76	\$ 488,562.37	\$ 23,481,029.13	\$ 156,524.59	\$ 1,722,671.28
**Art Building (from Contingency)	\$ 579,379.00	\$ 579,379.00	\$ -	\$ 579,379.00	\$ -	\$ -
Campus Way Parking Lot	\$ 1,300,480.29	\$ 1,300,480.29	\$ -	\$ 1,300,480.29	\$ -	\$ (0.00)
8 **Founders Hall	\$ 12,065,000.00	\$ 11,733,799.44	\$ 5,480.00	\$ 11,739,259.44	\$ -	\$ 325,740.56
22 High Technology Center	\$ 16,000,000.00	\$ 1,753,965.12	\$ 187,809.16	\$ 1,941,774.28	\$ 548,079.48	\$ 13,510,146.24
**Interim Housing	\$ 3,000,000.00	\$ 2,571,181.27	\$ 49,016.09	\$ 2,620,197.36	\$ 27,484.63	\$ 352,318.01
23 Library & Learning Resources Center	\$ 9,495,145.00	\$ 1,057,761.51	\$ 1,207,136.47	\$ 2,264,897.98	\$ 4,921,516.29	\$ 2,308,740.73
Loop Road	\$ 4,480,122.00	\$ 3,292,968.76	\$ 65,123.69	\$ 3,358,082.45	\$ 192,910.18	\$ 929,129.37
Utility Infrastructure	\$ 4,480,122.00	\$ 3,328,746.71	\$ 32,288.86	\$ 3,361,015.57	\$ 154,823.39	\$ 964,283.04
2 **Parking Structure/Lot	\$ 3,916,895.00	\$ 3,760,946.80	\$ 36,313.00	\$ 3,797,259.80	\$ 9,764.99	\$ 109,870.21
32 Patterson Educational Site	\$ 5,037,370.00	\$ 1,429,678.46	\$ 12,156.00	\$ 1,441,834.46	\$ 56,241.31	\$ 3,539,294.23
27a Science Community Center	\$ 70,000,000.00	\$ 45,065,611.14	\$ 9,994,359.32	\$ 55,059,970.46	\$ 2,422,424.75	\$ 12,517,604.79
28 Softball Complex	\$ 1,531,512.90	\$ 1,531,512.90	\$ -	\$ 1,531,512.90	\$ -	\$ -
Student Center/Career Transfer	\$ 450,000.00	\$ 110,932.47	\$ 15,116.90	\$ 126,049.37	\$ 147,136.88	\$ 176,813.75
14 **Student Services Building	\$ 14,523,403.00	\$ 12,073,881.23	\$ 34,947.81	\$ 12,108,829.04	\$ 23,325.57	\$ 2,391,248.39
31 Turlock Educational Site	\$ 937,185.00	\$ 42,354.84	\$ 6,784.98	\$ 49,139.82	\$ 4,403.52	\$ 883,641.66
**West Campus Parking Lot	\$ 850,000.00	\$ 91,557.36	\$ 581,170.52	\$ 672,727.88	\$ 184,350.88	\$ (7,078.76)
College Contingency	\$ 3,710,086.84	\$ -	\$ -	\$ -	\$ -	\$ 3,710,086.84
SUBTOTAL	\$ 220,110,000.00	\$ 153,031,734.85	\$ 13,539,412.60	\$ 166,571,147.45	\$ 9,467,749.85	\$ 44,071,102.70
Columbia College²						
33 Bike Lanes & Pedestrian paths	\$ 18,956.83	\$ 18,956.83	\$ -	\$ 18,956.83	\$ -	\$ -
34 Bus Service Loop/Disabled Parking Lot	\$ 678,895.49	\$ 678,895.49	\$ -	\$ 678,895.49	\$ -	\$ -
49 Calaveras Educational Site	\$ 4,000,000.00	\$ 1,229,980.71	\$ 770.00	\$ 1,230,750.71	\$ 192,234.84	\$ 2,577,014.45
42 Child Development Center	\$ 8,902,268.85	\$ 8,898,565.38	\$ 3,703.47	\$ 8,902,268.85	\$ -	\$ (0.00)
39 Madrone Building	\$ 2,922,998.07	\$ 2,922,998.07	\$ -	\$ 2,922,998.07	\$ -	\$ 0.00
40 Manzanita Building	\$ 9,593,158.00	\$ 140,496.24	\$ 150,976.02	\$ 291,472.26	\$ 612,664.78	\$ 8,689,020.96
52 Oakdale Educational Site	\$ 1,000,000.00	\$ 43,576.64	\$ -	\$ 43,576.64	\$ 1,750.00	\$ 954,673.36
35 Parking Lots	\$ 173,189.54	\$ 173,189.54	\$ -	\$ 173,189.54	\$ -	\$ -
36 Public Safety Center	\$ 2,105,563.18	\$ 2,105,563.18	\$ -	\$ 2,105,563.18	\$ -	\$ -
45 **Science & Natural Resources Building	\$ 17,900,000.00	\$ 17,390,514.70	\$ 150,132.26	\$ 17,540,646.96	\$ 81,890.92	\$ 277,462.12
37 Secondary Access Road	\$ 520,163.48	\$ 520,163.48	\$ -	\$ 520,163.48	\$ -	\$ -
Sequoia Modernization ²	\$ 1,377,725.00	\$ 14,000.00	\$ 104,087.19	\$ 118,087.19	\$ 128,827.50	\$ 1,130,810.31
College Contingency	\$ 3,302,091.56	\$ -	\$ -	\$ -	\$ -	\$ 3,302,091.56
SUBTOTAL	\$ 52,495,000.00	\$ 34,136,890.26	\$ 409,668.94	\$ 34,546,559.20	\$ 1,017,368.04	\$ 16,931,072.76

**YCCD Measure E Bond
Quarterly Expenditure Report
Fiscal Year 2012 - 2013**

Expenditure Report By College	Current Budget 8/9/12	Previous Fiscal Year (2004-2012) Expenditures	Current Fiscal Year (2012-2013) Expenditures	Total Expenditures as of 2/01/13	Encumbrances	Unencumbered Balance
Central Services¹						
Ag-Trailers (from CS Contingency)	\$ 65,876.48	\$ 65,876.48	\$ -	\$ 65,876.48	\$ -	\$ (0.00)
**Art Building (from CS Contingency)	\$ 600,000.00	\$ 558,263.64	\$ 4,850.00	\$ 563,113.64	\$ 7,454.49	\$ 29,411.87
Capital Outlay Debt Service	\$ 14,435,000.00	\$ 14,435,000.00	\$ -	\$ 14,435,000.00	\$ -	\$ -
50 Central Services Buildings	\$ 14,900,000.00	\$ 169,766.63	\$ 59,628.42	\$ 229,395.05	\$ 230,827.50	\$ 14,439,777.45
Central Services Master Plan	\$ 82,500.00	\$ 82,500.00	\$ -	\$ 82,500.00	\$ -	\$ -
DTSC (from CS Contingency)	\$ 1,300,000.00	\$ 935,309.91	\$ 29,367.48	\$ 964,677.39	\$ 150,404.32	\$ 184,918.29
Primary Data Center (from CS Bldgs)	\$ 8,000,000.00	\$ 617,935.27	\$ 1,175,121.70	\$ 1,793,056.97	\$ 3,565,868.91	\$ 2,641,074.12
Scheduled Maintenance	\$ 10,000,000.00	\$ 10,000,000.00	\$ -	\$ 10,000,000.00	\$ -	\$ -
Secondary Data Center (from CS Bldgs)	\$ 3,500,000.00	\$ 428,176.96	\$ 48,161.27	\$ 476,338.23	\$ 192,987.84	\$ 2,830,673.93
Technology Infrastructure	\$ 10,000,000.00	\$ 9,336,837.04	\$ 91,322.15	\$ 9,428,159.19	\$ 6,500.00	\$ 565,340.81
Shipping and Receiving (from T, R, & FO)	\$ 5,500,000.00	\$ 504,819.14	\$ 583,721.46	\$ 1,088,540.60	\$ 2,688,112.59	\$ 1,723,346.81
**Logistics Center (from T, R, & FO)	\$ 1,000,000.00	\$ 766,999.83	\$ 175,117.01	\$ 942,116.84	\$ 19,882.35	\$ 38,000.81
Patterson Planning	\$ 1,093,484.00	\$ 855,409.00	\$ -	\$ 855,409.00	\$ 238,075.00	\$ -
51 Transportation, Receiving and Facilities Operations	\$ -	\$ -	\$ -	\$ -	\$ -	\$ -
Transportation (from T, R, & FO)	\$ -	\$ -	\$ -	\$ -	\$ -	\$ -
Central Services Contingency	\$ 3,092,139.52	\$ -	\$ -	\$ -	\$ -	\$ 3,092,139.52
SUBTOTAL	\$ 73,569,000.00	\$ 38,756,913.90	\$ 2,167,269.49	\$ 40,924,203.39	\$ 7,100,113.00	\$ 25,544,683.61
General Fund Program Wide	\$ -	\$ -	\$ 152,945.95	\$ 152,945.95	\$ 903,568.79	\$ (1,056,514.74)
TOTAL PROJECT BUDGET	\$ 346,174,000.00	\$ 225,925,539.01	\$ 16,269,316.98	\$ 242,194,855.99	\$ 18,488,799.68	\$ 85,490,344.33

PROJECT CLOSED

- **Construction Complete
- ¹Board Approved revised budget at January 2012 meeting
- ²New Project per CC FMP
- ³Board Approved revised budget at August 2012 meeting