



# Yosemite Community College District

Fast Facts 2009

## YOSEMITE COMMUNITY COLLEGE DISTRICT

P.O. Box 4065 (95352)  
2201 Blue Gum Avenue  
Modesto, CA 95358  
(209) 575-6509

[www.yosemite.edu](http://www.yosemite.edu)

## MODESTO JUNIOR COLLEGE

(East Campus)  
435 College Avenue  
Modesto, CA 95350

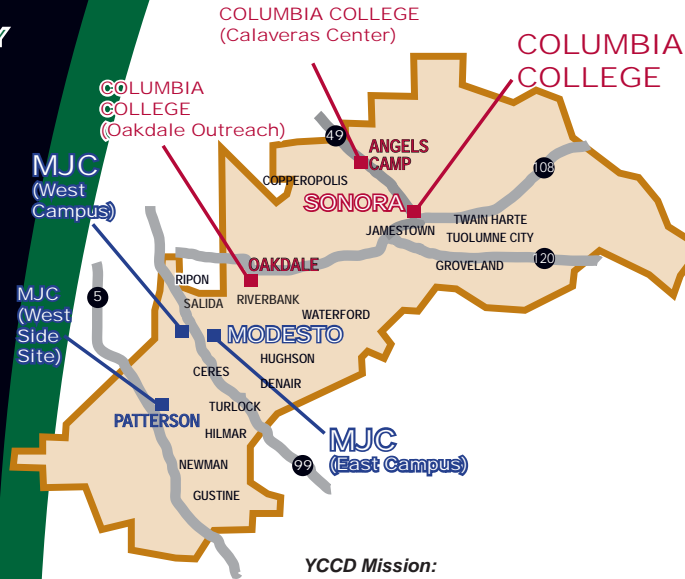
(West Campus)  
2201 Blue Gum Avenue  
Modesto, CA 95358  
(209) 575-6550

[www.mjc.edu](http://www.mjc.edu)

## COLUMBIA COLLEGE

11600 Columbia Drive  
Sonora, CA 95370  
(209) 588-5100

[www.gocolumbia.edu](http://www.gocolumbia.edu)



### YCCD Mission:

The Yosemite Community College District is committed to serve the needs of our diverse community through excellence in teaching, learning and support programs, contributing to social, cultural and economic development.

### MODESTO JUNIOR COLLEGE and COLUMBIA COLLEGE

No other segment of higher education is more responsive to community workforce needs than the community college system. Modesto Junior College was one of the first community colleges established in California in 1921. In 1964, what was once known as the Modesto Junior College District, expanded into the Yosemite Community College District. Due to a notable increase in enrollment and concern about the commute to attend college in Modesto, the YCCD authorized the formation of Columbia College in 1968 to fill the need for quality educational opportunities in the foothill counties. Today, both colleges offer a full range of coursework and programs to satisfy the needs of students. The following is a partial list of sites where courses are offered by both colleges.

Columbia College  
President - Dr. Joan Smith



Main Campus – 11600 Columbia College Drive, Sonora  
Calaveras Outreach Site – Glory Hole Shopping Ctr,  
2892 Highway 49, Ste. 4, Angels Camp  
Oakdale Outreach Site – Oakdale High School,  
139 West G Street, Oakdale

Modesto Junior College  
President - Dr. Richard D. Rose



East Campus – 435 College Avenue, Modesto  
West Campus – 2201 Blue Gum Avenue, Modesto  
Beckwith Ranch – 4554 Beckwith Road, Modesto  
Westside Outreach Site – 201 N. Ninth Street,  
Patterson



## DISTRICT INFORMATION

The Yosemite Community College District (YCCD) includes two comprehensive, two-year colleges (Modesto Junior College and Columbia College) and a Central Services unit. The District covers a 4,500 square mile area and serves a population of over 550,000, encompassing all of two counties (Stanislaus and Tuolumne) and parts of four others (Calaveras, Merced, San Joaquin and Santa Clara). In the 2007-08 academic year, 16,903 Full Time Equivalent Student (FTES) were enrolled. The District employs a staff of over 1,500 individuals with an annual budget of just over \$125 million.

YCCD is one of 72 community college districts in the State of California. YCCD's two colleges (Columbia College and Modesto Junior College) are part of a 109 community college system which is the largest system of public higher education in the world serving more than two million students each year. California's community colleges are strategically located to be within driving distance for most Californians. Nationally, there are over 1,100 community colleges in the United States.

## GOVERNING BOARD

Seven elected trustees serve the District from five geographic areas of relatively equal population:



PAT DEAN    DESIRREE ABSHIRE    ABE ROJAS    ANNE DEMARTINI    LINDA FLORES    TOM HALLINAN    MIKE RILEY

Trustee	Area	Counties Represented	Pop. (1/1/01)	Elected Thru:
<b>Pat Dean</b> <i>(2009 Vice Chair)</i>	1	Tuolumne, SE. Calaveras ( <i>incl. Angels Camp</i> ), E. Stanislaus	75,200	Dec. 2010
<b>Desirree Abshire</b>	2	NE. Stanislaus ( <i>incl. Oakdale/Riverbank</i> ), San Joaquin	75,687	Dec. 2010
<b>Abe Rojas</b>	3	S. Stanislaus ( <i>incl. Turlock, Hughson</i> ), Merced	78,223	Dec. 2012
<b>Anne DeMartini</b> <i>(2009 Chair)</i>	4	W. Stanislaus ( <i>incl. W. Side</i> ), Merced ( <i>incl. Gustine</i> ), Santa Clara	75,389	Dec. 2010
<b>Linda Flores</b>	5	Stanislaus ( <i>incl. Modesto, Ceres</i> ), San Joaquin ( <i>incl. Ripon</i> )	245,863 (81,954 ea)	Dec. 2012
<b>Tom Hallinan</b>	5	Stanislaus ( <i>incl. Modesto, Ceres</i> ), San Joaquin ( <i>incl. Ripon</i> )		Dec. 2012
<b>Mike Riley</b>	5	Stanislaus ( <i>incl. Modesto, Ceres</i> ), San Joaquin ( <i>incl. Ripon</i> )		Dec. 2012

### Two advisory positions:

Bernard Vasquez	Student Trustee	May 2009
Dr. David Baggett	Faculty Consultant to the Board	July 2009

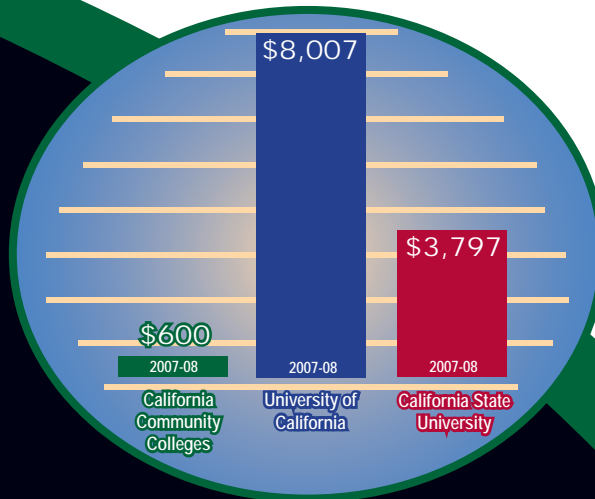


### AFFORDABLE EDUCATION

In order to meet the needs of our students and the communities we serve, it has always been an attribute of the California Community College system to maximize access, affordability, diversity and equal opportunity for all Californians in pursuing and obtaining a college education.

At \$20 per unit, California Community Colleges are the most economical choice in higher education, nationwide. From 2003-2004, fees increased from \$11/unit to \$26/unit. This affected enrollment system wide. In Spring 2007, fees decreased by 23% to \$20 per unit.

### The Most *Economical* Choice In Higher Education



Undergraduate Student Fees  
California's Three Public Higher Education Systems (2007-2008)

Source: Community College League of California - Fast Facts 2009



### PROVIDING OPPORTUNITY

California community colleges opened their doors to over 2.7 million people in 2007-08. The system is the model of accessibility and the economic engine that drives the State of California. At \$20/unit, the system offers an affordable opportunity for those who wish to transfer to four-year universities and those who are finding their way out of poverty. All students are welcomed and encouraged to move from wherever they currently are, to where they wish to be.

#### Actual Undergraduate Enrollment (2007-08)

California Community Colleges (CCC)	2,772,250 full year unduplicated head count (all students)
	1,082,195 full-time equivalent students (FTES), credit
California State University (CSU)	364,622 headcount/FTES
University of California (UC)	210,407 headcount/FTES

In 2007-08, funding per FTES at California community colleges was \$5,891 compared to \$7,571 (K-12), \$12,293 (CSU) and \$18,508 (UC). Although this disparity in funding per FTES has improved in recent years, it still costs the state over twice the amount to educate a CSU student and more than triple to educate a UC student as compared to community colleges.

Despite having the highest undergraduate enrollment, community colleges are the lowest funded educational system per FTES and continue to earn the reputation of being innovative and responsive to the needs of our communities and efficiently deliver educational opportunities.

#### Did You Know?

- 70% of the *nurses* in California received their education from community colleges.
- 80% of all *firefighters, law enforcement officers* and *EMT's* are credentialed at community colleges.
- 24% of all the community college *students nationwide* are enrolled in a California community college.

Source: California Community Colleges Fact Sheet (<http://www.ccleague.org/files/public/FastFacts09.pdf>)

### ENROLLMENT (Fall Semesters)

From 2001 to 2002, **unduplicated student headcount enrollment** was growing at both MJC and Columbia College. During this period, student enrollment fees were \$11/unit. From 2002 to 2005, enrollment declined by 5.8% at MJC and 20% at Columbia College, corresponding to a 136% increase in student fees from \$11/unit in 2002, to \$18/unit in 2003, then to \$26 in 2004. In 2005-06, fees continued to be set at \$26 per unit, and in Spring 2007, fees decreased to \$20 per unit, where they currently remain. As the economy worsens, community college enrollment typically increases. YCCD is presently experiencing that trend.

Enrollment	2002	2003	2004	2005	2006	2007	2008*
MJC	19,872	17,880	17,972	18,380	18,748	19,413	20,300
Columbia	4,104	4,118	3,567	3,287	3,366	3,415	3,430
Fees/unit	\$11	\$18	\$26	\$26	\$26	\$20	\$20

Source: YCCD Office of Research and Planning  
2002 to 2007: CCC Chancellor's Office Data Mart, Student Demographics  
\*2008: YCCD Datatel Report: Student Demographic Detail, First Census, 09/8/08



### STUDENT DEMOGRAPHICS (Fall 2008)

	MJC	Columbia	YCCD
<b>Ethnic Diversity</b>			
African-American	3%	1%	3%
Asian	6%	1%	5%
Caucasian	40%	60%	43%
Hispanic	28%	7%	25%
Other	23%	31%	24%
<b>Gender</b>			
Male	40%	39%	40%
Female	58%	60%	58%
Undeclared	2%	1%	2%
<b>Age</b>			
17 or less	5%	6%	5%
18-24	57%	44%	56%
25-34	19%	12%	18%
35-54	16%	17%	16%
55+	3%	21%	5%
Average Age	26	35	28

Source: YCCD Office of Research and Planning, Student Demographic Detail Report, Datatel Colleague, First census 9/8/08

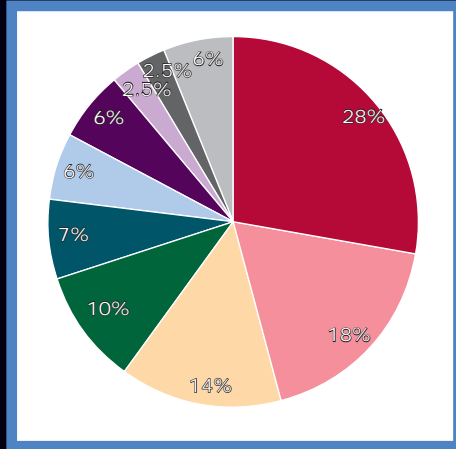
### LEGISLATIVE REPRESENTATIVES

Because the District encompasses such a large geographic area, three State Senators, three State Assembly Members, and four U.S. House of Representatives include YCCD in their jurisdictions:

State Senators	Party-District	YCCD Areas Represented
<b>Jeff Denham</b> (2010)	(R-12)	Stanislaus (S,W), Merced counties
<b>Dave Cox</b> (2012)	(R-1)	Calaveras County
<b>Dave Cogdill</b> (2010)	(R-14)	Tuolumne, Stanislaus (N,E), San Joaquin counties
State Assembly Member	Party-District	YCCD Areas Represented
<b>Bill Berryhill</b> (2010)	(R-26)	San Joaquin, Stanislaus (central) counties
<b>Tom Berryhill</b> (2010)	(R-25)	Calaveras, Tuolumne, Stanislaus (N,E) counties
<b>Cathleen Galgiani</b> (2010)	(D-17)	Stanislaus (S,W), Merced counties
U.S. House Member	Party-District	YCCD Areas Represented
<b>Dennis Cardoza</b> (2010)	(D-18)	Stanislaus (S,W), Merced counties
<b>Dan Lungren</b> (2010)	(R-3)	Calaveras County
<b>Jerry McNerney</b> (2010)	(D-11)	San Joaquin County
<b>George Radanovich</b> (2010)	(R-19)	Tuolumne, Stanislaus (N,E) counties
U.S. Senators	Party	YCCD Areas Represented
<b>Barbara Boxer</b> (2010)	(D)	State of California
<b>Dianne Feinstein</b> (2012)	(D)	State of California



A *Comprehensive*  
 Learning Environment



Percentage of Degrees and Certificates Awarded by Modesto Junior College and Columbia College in Select Fields (2006-07)

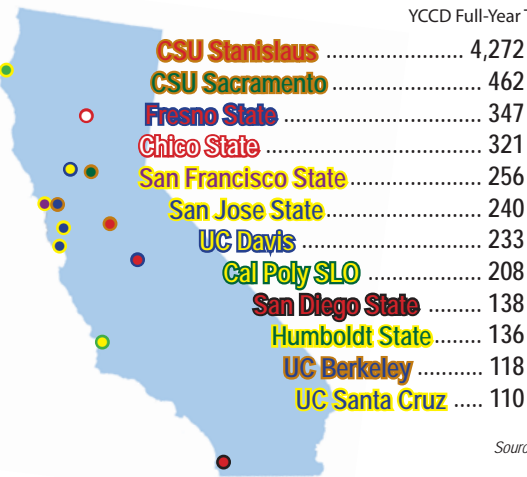
Discipline	Awards* (2006-07)
<b>Interdisciplinary Studies</b>	535 (28%)
<b>Family &amp; Cons Sciences</b>	343 (18%)
<b>Health</b>	269 (14%)
<b>Business &amp; Management</b>	186 (10%)
<b>Public &amp; Protective Services</b>	128 (7%)
<b>Engineering &amp; Indstrl Tech</b>	118 (6%)
<b>Social Sciences</b>	115 (6%)
<b>Fine and Applied Arts</b>	49 (2.5%)
<b>Ag &amp; Natural Resources</b>	48 (2.5%)
<b>Other</b>	118 (6%)
<b>Total Awards (2006-2007)</b>	<b>1,909 (100%)</b>

\* An Award is an A.A. Degree, A.S. Degree, or a Certificate  
 Source: CCCCO Data Mart, Student Program Awards

**TRANSFER PATHWAY**

Transfer From MJC and Columbia College

YCCD Students Transferring to Selected Four-Year Universities



The Yosemite Community College District provides quality general, vocational and continuing education to students who are pursuing job-qualifying skills, certificates, associates degrees, enhancing the quality of their lives and preparing for transfer to four-year institutions.

Source: California Postsecondary Education Commission Transfer Pathways, Full-Year Transfers- 00/01 to 07/08



**BOND MEASURE E**

On November 2, 2004, voters in the Yosemite Community College District approved a \$326 million general obligation bond for the repair, upgrade and new construction of Modesto Junior College and Columbia College facilities and the expansion of college educational sites in Patterson, Oakdale, Turlock and Calaveras County. A Citizens' Bond Oversight Committee meets quarterly to review and report on the expenditure of tax dollars to ensure that spending is only for described purposes. For more information, log on to [www.yosemite.edu/bond](http://www.yosemite.edu/bond).

**Modesto Junior College:**

<u>Project</u>	<u>Budget (as of 7/28/08)</u>	<u>Expenditures (as of 06/30/08)</u>	<u>Expected "Start Date" and "Completion Date":</u>	
			<u>Start Date</u>	<u>Completion Date</u>
Surface Parking Lot portion	\$ 3,965,000	\$ 1,084,975	September 2008	January 2009
Student Services	\$ 16,000,000	\$ 510,307	October 2009	April 2011
<b>Ag Projects</b>				
Ag- Modular Living Units	\$ 3,300,000	\$ 315,921	March 2009	July 2009
Ag- Animal Facilities Renovation	\$ 1,500,000	\$ 67,570	February 2009	January 2010
Ag Multipurpose Pavilion Facility	\$ 20,000,000	\$ 1,418,191	January 2009	April 2010
Allied Health Life Sciences	\$ 25,822,000	\$ 1,956,215	February 2009	March 2011
Auditorium	\$ 19,617,000	\$ 19,072,750	-	<b>COMPLETE</b>
Softball Complex	\$ 786,300	\$ 33,072	February 2009	August 2009
Land Turlock Center	\$ 937,185	\$ 31,787	to be determined	November 2009
Land West Side Center & Infrastructure	\$ 5,037,370	\$ 185,476	January 2009	May 2010
High Tech Center	\$ 16,000,000	\$ 249,267	February 2012	August 2013
Library/Learning Resources Ctr	\$ 6,145,145	\$ 203,125	to be determined	February 2013
<u>Science Community Ctr &amp; Great Valley Museum</u>	\$ 70,000,000	\$ 1,515,120	December 2009	December 2011
Science Community Center				
Science Great Valley Museum & Pond				
Science Lab				
Founders Hall Modernization	\$ 12,000,000	\$ 248,032	June 2010	July 2011
Loop Road - West Campus	\$ 5,000,000	\$ 33,221	to be determined	November 2009
Utility Infrastructure	\$ 5,000,000	\$ 34,543	to be determined	March 2010
Interim Housing	\$ 1,000,000	\$ 6,644	to be determined	July 2010
Reserve (Savings from Parking Structure)	\$ 8,000,000			

**Columbia College:**

<u>Project</u>	<u>Budget</u>	<u>Expenditures</u>	<u>Start Date</u>	<u>Completion Date</u>
Bus Service Loop/ Disabled Parking Lot	\$ 718,919	\$ 708,749	-	<b>COMPLETE</b>
Parking Lots	\$ 1,378,726	\$ 173,190	to be determined	to be determined
Public Safety Center	\$ 2,804,882	\$ 504,392	April 2008	May 2009
Secondary Access Road	\$ 542,013	\$ 520,163	-	<b>COMPLETE</b>
Madrone Building Modernization	\$ 3,433,102	\$ 293,057	July 2008	June 2009
Child Development Center	\$ 9,158,388	\$ 956,261	November 2008	November 2009
Science Natural Resources	\$ 22,422,313	\$ 908,550	July 2009	November 2010
Land Oakdale Center	\$ 1,000,000	\$ 38,318	to be determined	to be determined
Manzanita Building	\$ 2,832,388	\$ 80,990	January 2010	2012
Calaveras Center	\$ 7,554,269	\$ 192,628	to be determined	to be determined
Bike Lanes and Pedestrian Paths	\$ 650,000	\$ 10,695	February 2009	2010

**Central Services:**

<u>Project</u>	<u>Budget</u>	<u>Expenditures</u>	<u>Start Date</u>	<u>Completion Date</u>
Capital Outlay Debt Service	\$ 14,435,000	\$ 14,435,000	-	-
Scheduled Maintenance	\$ 10,000,000	\$ 2,500,634	to be determined	December 2012
Technology Infrastructure	\$ 10,000,000	\$ 307,684	to be determined	November 2010
Central Services Buildings	\$ 7,353,000	\$ 94,821	to be determined	December 2012
Transportation and Receiving	\$ 9,216,000	\$ 118,846	to be determined	September 2011
DTSC	\$ 150,000	\$ 74,804	to be determined	December 2010
Central Services Contingency	\$ 2,415,000	-	-	-

Total: \$ 326,174,000      Total: \$ 48,885,003



SERVING OUR COMMUNITIES

In the Yosemite Community College District service area, YCCD is the most popular choice in higher education. Over 23,000 students enrolled in either Modesto Junior College or Columbia College in the Fall 2008 semester.

2008 FALL ENROLLMENT (by Community)

<b>MODESTO JUNIOR COLLEGE (20,300)</b>		<b>COLUMBIA COLLEGE (3,430)</b>	
Modesto (Stanislaus)	9,787 (48.4%)	Sonora (Tuolumne)	1,180 (34.4%)
Turlock (Stanislaus)	2,154 (10.6%)	Jamestown (Tuolumne)	251 (7.3%)
Ceres (Stanislaus)	1,349 (6.6%)	Twain Harte (Tuolumne)	203 (5.9%)
Oakdale (Stanislaus)	787 (3.9%)	Columbia (Tuolumne)	194 (5.7%)
Riverbank (Stanislaus)	756 (3.7%)	Murphys (Calaveras)	159 (4.6%)
Manteca (San Joaquin)	677 (3.3%)	San Andreas (Calaveras)	133 (3.9%)
Patterson (Stanislaus)	560 (2.8%)	Tuolumne (Tuolumne)	129 (3.8%)
Ripon (San Joaquin)	501 (2.5%)	Oakdale (Stanislaus)	127 (3.7%)
Salida (Stanislaus)	497 (2.4%)	Soulsbyville (Tuolumne)	126 (3.7%)
Escalon (San Joaquin)	389 (1.9%)	Angels Camp (Calaveras)	106 (3.1%)
Hughson (Stanislaus)	328 (1.6%)	Copperopolis (Calaveras)	81 (2.4%)
Waterford (Stanislaus)	319 (1.6%)	Arnold (Calaveras)	71 (2.1%)
Newman (Stanislaus)	210 (1.0%)	Valley Springs (Calaveras)	61 (1.8%)
Tracy (San Joaquin)	183 (<1%)	Altaville (Calaveras)	53 (1.5%)
Denair (Stanislaus)	169 (<1%)	Groveland (Tuolumne)	48 (1.4%)
Stockton (San Joaquin)	138 (<1%)	Mi Wuk Village (Tuolumne)	45 (1.3%)
Delhi (Merced)	138 (<1%)	Coulterville (Mariposa)	28 (<1%)
Hillmar (Merced)	126 (<1%)	Modesto (Stanislaus)	28 (<1%)
Keyes (Stanislaus)	83 (<.5%)	LaGrange (Stanislaus)	27 (<1%)
Livingston (Merced)	77 (<.5%)	Sutter Creek (Amador)	26 (<1%)

2008 FALL ENROLLMENT (by County)

<b>MODESTO JUNIOR COLLEGE (20,300)</b>		<b>COLUMBIA COLLEGE (3,430)</b>	
Stanislaus County	17,187 (84.7%)	Tuolumne County	2,219 (64.7%)
San Joaquin County	2,029 (10.0%)	Calaveras County	771 (22.5%)
Merced County	572 (2.8%)	Stanislaus County	212 (6.2%)
Tuolumne County	131 (<1%)	Amador County	42 (1.2%)
Calaveras County	88 (<1%)	San Joaquin & Mariposa Counties	72 (2.1%)

Source: YCCD Office of Research and Planning, Student Demographic Detail Report, Datatel Colleague

CONTACT

YOSEMITE COMMUNITY COLLEGE DISTRICT  
YCCD Chancellor – Dr. Roe Darnell  
For Questions, Contact: YCCD Public Affairs  
P.O. Box 4065, Modesto, CA 95352  
TEL (209) 575-6959, FAX (209) 575-6565  
Last Updated: 1/20/09